

Wyoming

Families Served Through Evidence-Based Home Visiting in 2018

Models implemented in Wyoming included Early Head Start Home-Based Option, Family Spirit, Nurse-Family Partnership, and Parents as Teachers. Statewide, 11 local agencies operated at least one of these models.



3,679

home visits provided



567

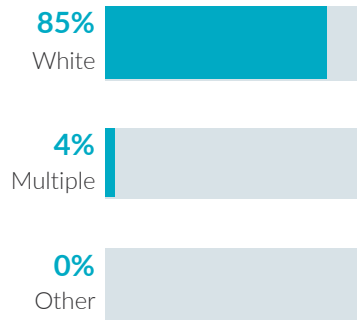
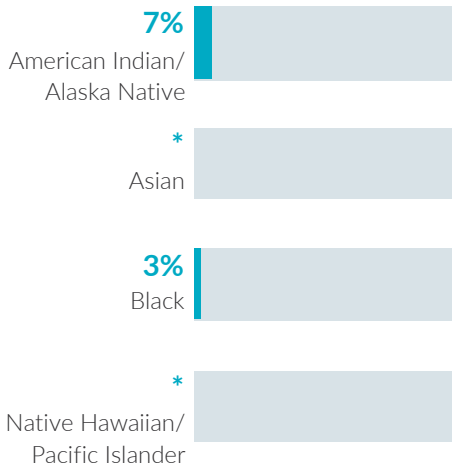
families served



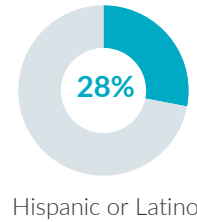
570

children served

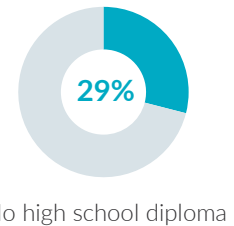
Race



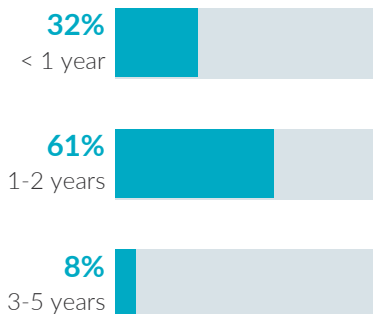
Ethnicity



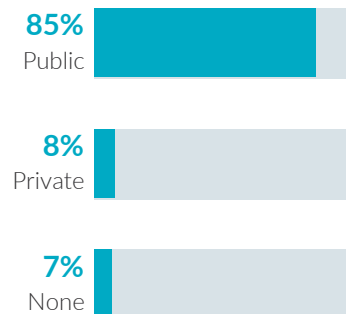
Caregiver education



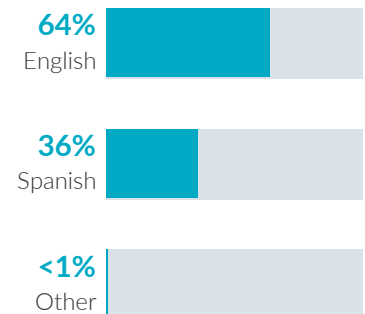
Child age



Child insurance status



Primary language



Wyoming

Potential Beneficiaries in 2018

In Wyoming, there were 34,600 pregnant women and families with children under 6 years old not yet in kindergarten who could benefit from home visiting. These families included 43,700 children.

43,700
children

could benefit from home visiting

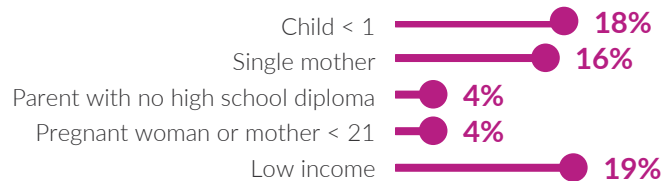
Of the 43,700 children who could benefit—

Infants < 1 year	Toddlers 1-2 years	Preschoolers 3-5 years
6,500 15%	14,500 33%	22,800 52%

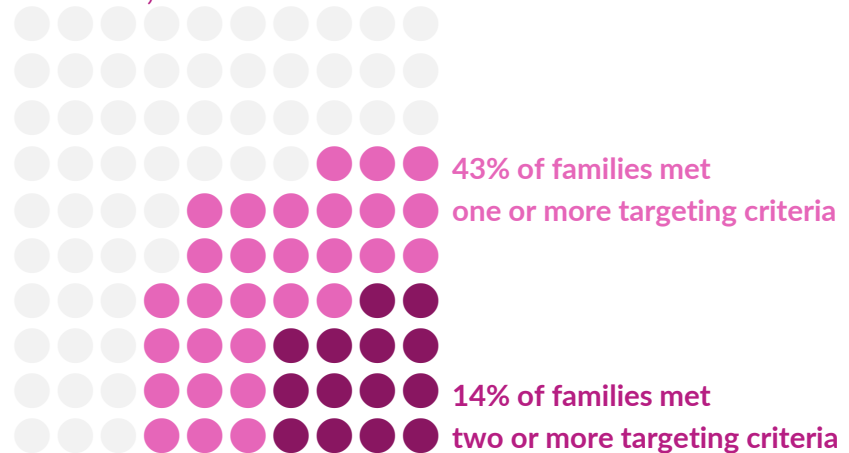
34,600
families

could benefit from home visiting

Many home visiting services are geared toward particular subpopulations. The NHVRC estimated the percentage of families who could benefit in Wyoming who met the following targeting criteria:



Of the 34,600 families who could benefit—



Notes • NHVRC State Profiles present data provided by evidence-based models, which include both MIECHV and non-MIECHV data. • Percentages may not add up to 100 due to rounding. • To protect confidentiality, race and ethnicity categories with 10 or fewer participants were replaced with *. • Public insurance includes Medicaid, CHIP, and TRICARE. • Low income is defined as family income below the federal poverty threshold. • Single mothers include single, never married mothers or pregnant women. • EHS data may be underreported. Data include EHS programs providing home-based services only. EHS race, ethnicity, and primary language data include children and pregnant caregivers. EHS does not report home visits or families served. The number of children served was included as a proxy for families served. • Family Spirit reports children served, families served, and home visits only. • PAT data for child insurance status and primary language are not included.

The NHVRC is led by James Bell Associates in partnership with the Urban Institute. Support is provided by the Heising-Simons Foundation and the Robert Wood Johnson Foundation. The views expressed here do not necessarily reflect the views of the foundations. For details about the methodology, see the *2019 Home Visiting Yearbook*.



**National Home Visiting
Resource Center**
www.nhvrc.org