

Washington

Families Served Through Evidence-Based Home Visiting in 2018

Models implemented in Washington included Early Head Start Home-Based Option, Nurse-Family Partnership, Parents as Teachers, and SafeCare/SafeCare Augmented. Statewide, 107 local agencies operated at least one of these models.



77,119

home visits provided



7,216

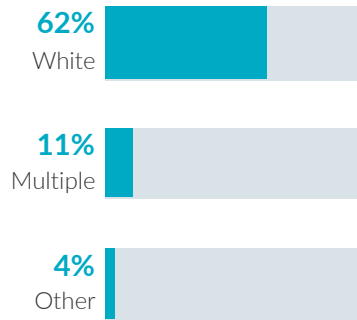
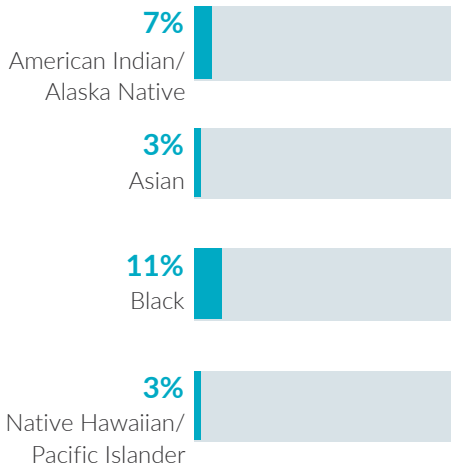
families served



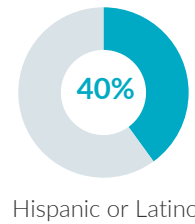
6,701

children served

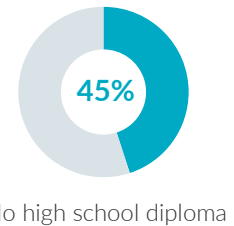
Race



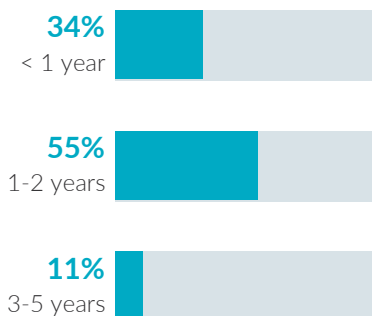
Ethnicity



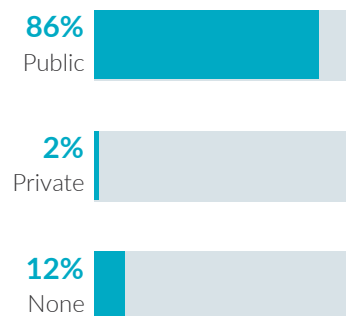
Caregiver education



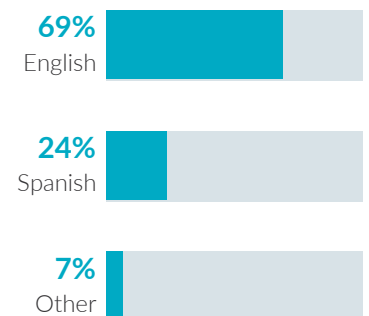
Child age



Child insurance status



Primary language



Washington

Potential Beneficiaries in 2018

In Washington, there were 422,500 pregnant women and families with children under 6 years old not yet in kindergarten who could benefit from home visiting. These families included 526,200 children.

526,200
children

could benefit from home visiting


Of the 526,200 children who could benefit—

| Infants < 1 year | Toddlers 1-2 years | Preschoolers 3-5 years |
|-----------------------------|------------------------------|------------------------------|
| 85,400 16% | 175,300 33% | 265,500 50% |

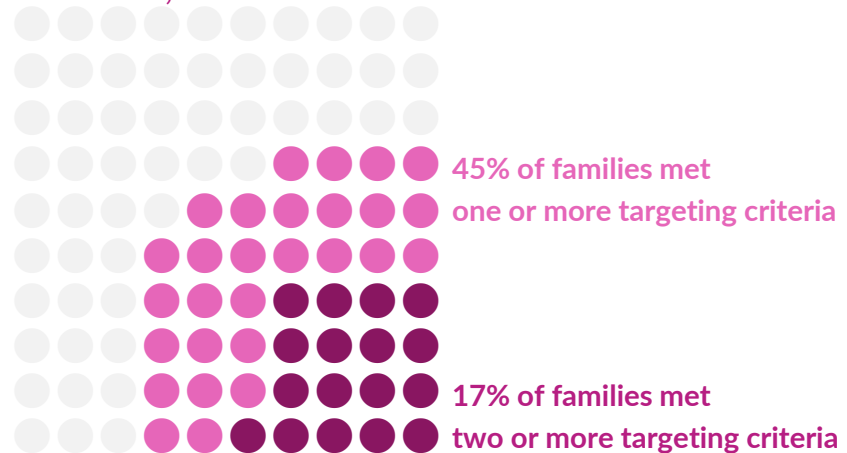
422,500
families

could benefit from home visiting

Many home visiting services are geared toward particular subpopulations. The NHVRC estimated the percentage of families who could benefit in Washington who met the following targeting criteria:



Of the 422,500 families who could benefit—



Notes • NHVRC State Profiles present data provided by evidence-based models, which include both MIECHV and non-MIECHV data. • Percentages may not add up to 100 due to rounding. • Public insurance includes Medicaid, CHIP, and TRICARE. • Low income is defined as family income below the federal poverty threshold. • Single mothers include single, never married mothers or pregnant women. • EHS data may be underreported. Data include EHS programs providing home-based services only. EHS race, ethnicity, and primary language data include children and pregnant caregivers. EHS does not report home visits or families served. The number of children served was included as a proxy for families served. • PAT data for child insurance status and primary language are not included. • In 2018, SafeCare/SafeCare Augmented met standards of evidence as determined by HomVEE. This profile includes SafeCare/SafeCare Augmented (SafeCare) data. SafeCare does not report the number of children served. The number of families served was included as a proxy for children served. SafeCare does not report caregiver education, child age, or child insurance status.

The NHVRC is led by James Bell Associates in partnership with the Urban Institute. Support is provided by the Heising-Simons Foundation and the Robert Wood Johnson Foundation. The views expressed here do not necessarily reflect the views of the foundations. For details about the methodology, see the 2019 Home Visiting Yearbook.



National Home Visiting
Resource Center
www.nhvc.org