

# Tribal

## Families Served Through the Tribal Maternal, Infant, and Early Childhood Home Visiting Program in 2018

The Tribal MIECHV Program provides funding to 25 tribal organizations across the country. Evidence-based models implemented with Tribal MIECHV funds included Family Spirit, Nurse-Family Partnership, Parent-Child Assistance Program, Parents as Teachers, and SafeCare/SafeCare Augmented. Nationwide, Tribal MIECHV funded 74 full-time equivalent (FTE) home visitors and 24 FTE supervisors. FTE can include full-time and part-time staff.

**17,972**

home visits provided

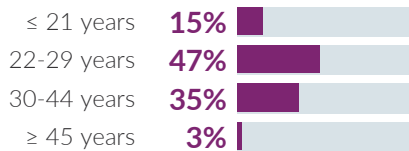
**1,801**

families served

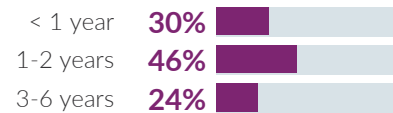
**1,810**

children served

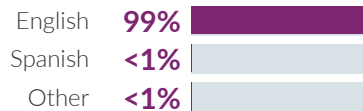
### Caregiver age



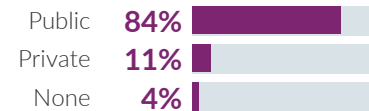
### Child age



### Primary language



### Child insurance status



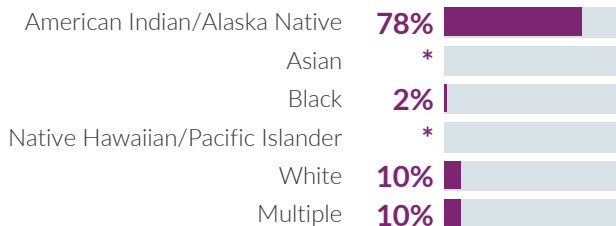
### Caregiver ethnicity




### Household income



### Caregiver race



### Caregiver education



Notes • Data in this profile are provided by the Administration for Children and Families Tribal Home Visiting Program. • Tribal organizations receiving Tribal MIECHV funds in 2018 included Cherokee Nation, Choctaw Nation of Oklahoma (Cohort 3), Choctaw Nation of Oklahoma (Implementation and Expansion Grant), Confederated Salish and Kootenai Tribes, Confederated Tribes of Siletz Indians, Cook Inlet Tribal Council, Crow Creek Tribal Schools, Eastern Band of Cherokee Indians, Inter-Tribal Council of Michigan, Lake County Tribal Health Consortium, Native American Community Health Center, Inc., Native American Health Center, Inc., Native American Professional Parent Resources, Inc., Navajo Nation, Port Gamble S'Klallam Tribe, Pueblo of San Felipe, Red Cliff Band of Lake Superior Chippewa, Riverside-San Bernardino County Indian Health, Inc., South Puget Intertribal Planning Agency, Southcentral Foundation, Taos Pueblo, Turtle Mountain Band of Chippewa, United Indians of All Tribes Foundation, White Earth Band of Chippewa, and Yellowhawk Tribal Health Center. • Nineteen of 25 grantees reported some data for new enrollees only. • Low income is defined as family income at or below 100 percent of the federal poverty guidelines. • Counts of FTE home visitor and supervisor positions are rounded to the nearest whole number. • To protect confidentiality, race and ethnicity categories with 10 or fewer participants were replaced with \*. • Percentages may not add to 100.

The NHVRC is led by James Bell Associates in partnership with the Urban Institute. Support is provided by the Heising-Simons Foundation and the Robert Wood Johnson Foundation. The views expressed here do not necessarily reflect the views of the foundations. For details about the methodology, see the 2019 Home Visiting Yearbook.



National Home Visiting  
Resource Center  
www.nhvrc.org