

Oklahoma

Families Served Through Evidence-Based Home Visiting in 2018

Models implemented in Oklahoma included Attachment and Biobehavioral Catch-Up, Early Head Start Home-Based Option, Family Connects, Nurse-Family Partnership, Parents as Teachers, and SafeCare/SafeCare Augmented. Statewide, 37 local agencies operated at least one of these models.



74,721

home visits provided



6,566

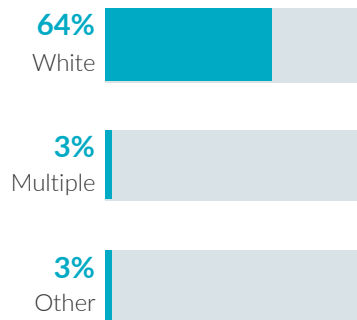
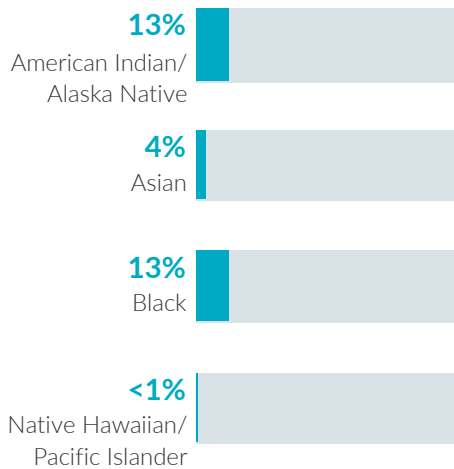
families served



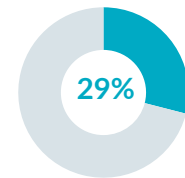
6,422

children served

Race

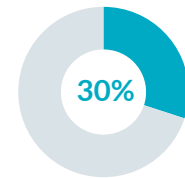


Ethnicity



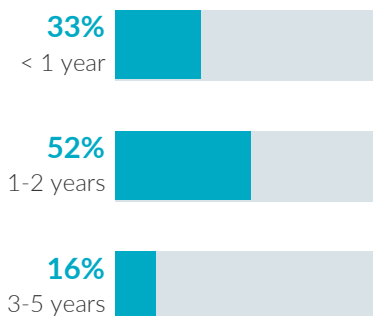
Hispanic or Latino

Caregiver education

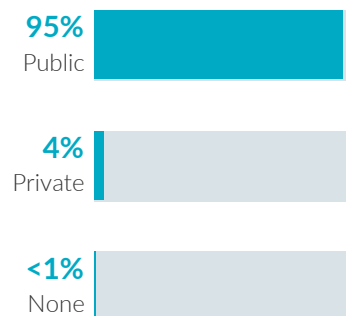


No high school diploma

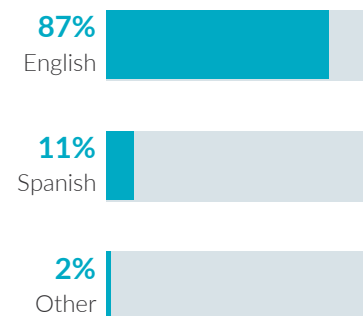
Child age



Child insurance status



Primary language



Oklahoma

Potential Beneficiaries in 2018

In Oklahoma, there were 240,700 pregnant women and families with children under 6 years old not yet in kindergarten who could benefit from home visiting. These families included 311,800 children.

311,800
children

could benefit from home visiting

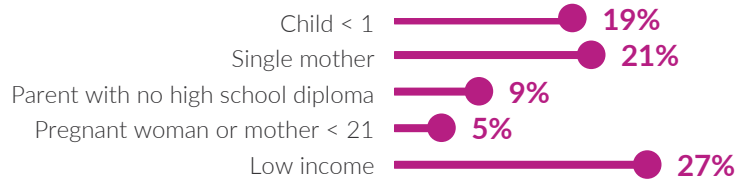
Of the 311,800 children who could benefit—

Infants < 1 year	Toddlers 1-2 years	Preschoolers 3-5 years
50,100 16%	106,700 34%	155,000 50%

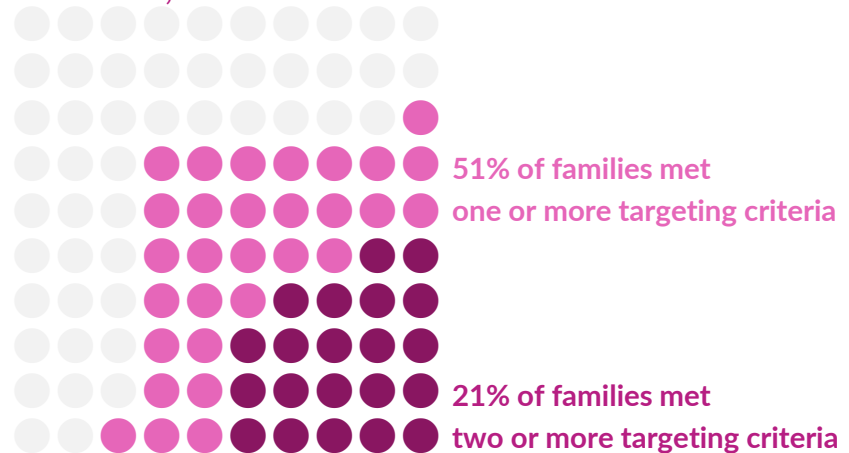
240,700
families

could benefit from home visiting

Many home visiting services are geared toward particular subpopulations. The NHVRC estimated the percentage of families who could benefit in Oklahoma who met the following targeting criteria:



Of the 240,700 families who could benefit—



Notes • NHVRC State Profiles present data provided by evidence-based models, which include both MIECHV and non-MIECHV data. • Percentages may not add up to 100 due to rounding. • Public insurance includes Medicaid, CHIP, and TRICARE. • Low income is defined as family income below the federal poverty threshold. • Single mothers include single, never married mothers or pregnant women. • ABC reports children served, families served, and home visits only. • EHS programs in OK offer a combination of service options. EHS data are not included because home-based service data cannot be isolated from statewide data. • Family Connects reports families served only. The number of families served was included as a proxy for children served. • NFP data in OK come from state data. • PAT data for child insurance status and primary language are not included. • In 2018, SafeCare/SafeCare Augmented met standards of evidence as determined by HomVEE. This profile includes SafeCare/SafeCare Augmented (SafeCare) data. SafeCare does not report the number of children served. The number of families served was included as a proxy for children served. SafeCare does not report caregiver education, child age, or child insurance status.

The NHVRC is led by James Bell Associates in partnership with the Urban Institute. Support is provided by the Heising-Simons Foundation and the Robert Wood Johnson Foundation. The views expressed here do not necessarily reflect the views of the foundations. For details about the methodology, see the *2019 Home Visiting Yearbook*.



**National Home Visiting
Resource Center**
www.nhvc.org