

New York

Families Served Through the Maternal, Infant, and Early Childhood Home Visiting Program in 2018

Evidence-based models implemented with MIECHV funds in New York included Healthy Families America and Nurse-Family Partnership. Statewide, MIECHV funded 65 full-time equivalent (FTE) home visitors and 18 FTE supervisors. FTE can include full-time and part-time staff.

30,601

home visits provided

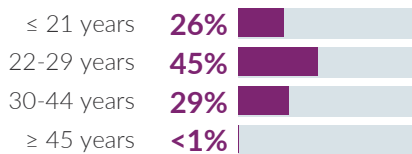
2,713

families served

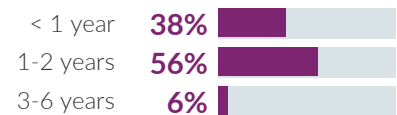
2,358

children served

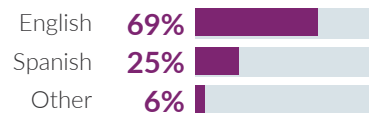
Caregiver age



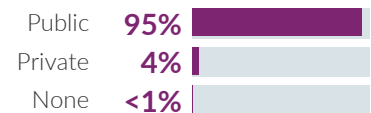
Child age



Primary language



Child insurance status



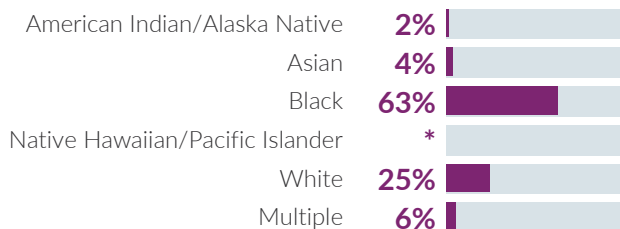
Caregiver ethnicity



Household income



Caregiver race



Caregiver education



Notes • States provided data from their 2018 MIECHV federal report. Data represent families served through MIECHV-funded programs in fiscal year 2018. MIECHV State Data Tables include MIECHV data only. Numbers may vary from those in NHVRC State Profiles, which may include both MIECHV and non-MIECHV data provided by evidence-based models. • Caregivers and children with missing data have been excluded from the calculations. • Public insurance includes Medicaid, CHIP, and TRICARE. • Caregivers include pregnant women, female caregivers, and male caregivers. • Low income is defined as family income at or below 100 percent of the federal poverty guidelines. • Counts of FTE home visitor and supervisor positions were rounded to the nearest whole number. • To protect confidentiality, race and ethnicity categories with 10 or fewer participants were replaced with *. • Percentages may not add up to 100.

The NHVRC is led by James Bell Associates in partnership with the Urban Institute. Support is provided by the Heising-Simons Foundation and the Robert Wood Johnson Foundation. The views expressed here do not necessarily reflect the views of the foundations. For details about the methodology, see the 2019 *Home Visiting Yearbook*.



National Home Visiting
Resource Center
www.nhvc.org