

Nevada

Families Served Through Evidence-Based Home Visiting in 2018

Models implemented in Nevada included Early Head Start Home-Based Option, Home Instruction for Parents of Preschool Youngsters, Nurse-Family Partnership, and Parents as Teachers. Statewide, 10 local agencies operated at least one of these models.



6,007

home visits provided



680

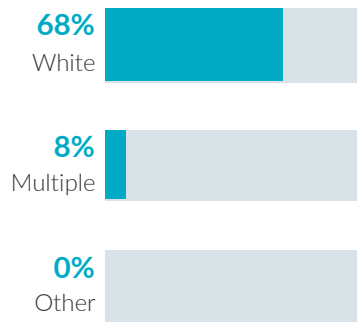
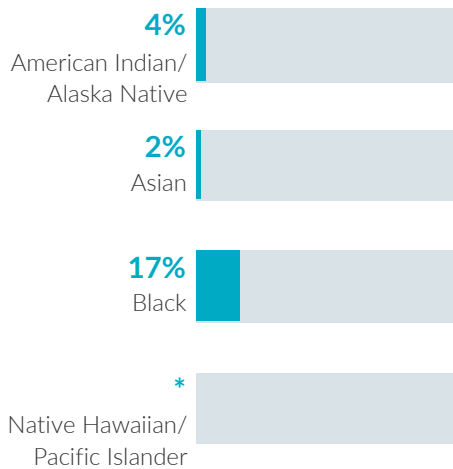
families served



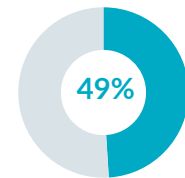
624

children served

Race

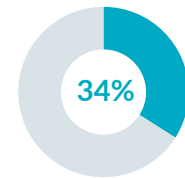


Ethnicity



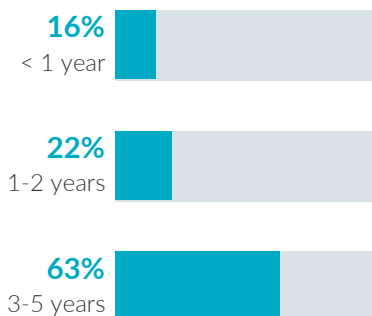
Hispanic or Latino

Caregiver education

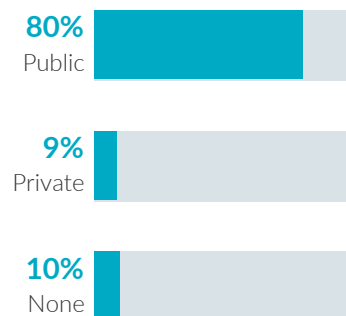


No high school diploma

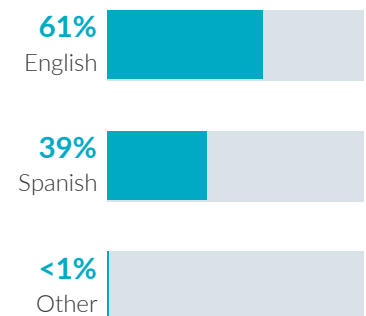
Child age



Child insurance status



Primary language



Nevada

Potential Beneficiaries in 2018

In Nevada, there were 161,500 pregnant women and families with children under 6 years old not yet in kindergarten who could benefit from home visiting. These families included 211,500 children.

211,500
children

could benefit from
home visiting

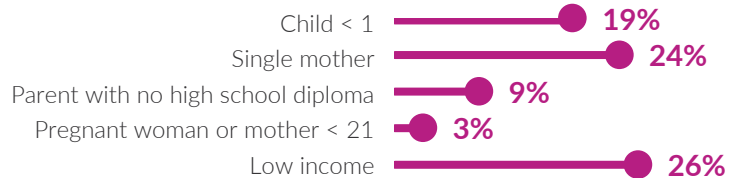
Of the 211,500 children who could benefit—

Infants < 1 year	Toddlers 1-2 years	Preschoolers 3-5 years
32,700 15%	71,600 34%	107,200 51%

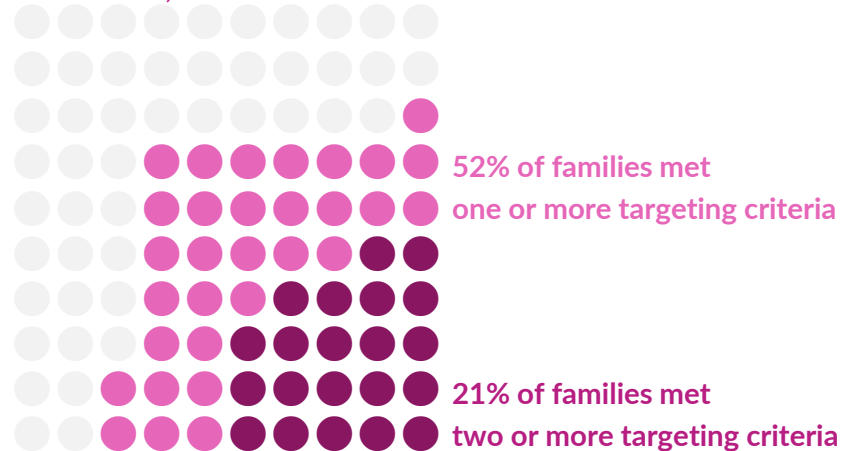
161,500
families

could benefit from
home visiting

Many home visiting services are geared toward particular subpopulations. The NHVRC estimated the percentage of families who could benefit in Nevada who met the following targeting criteria:



Of the 161,500 families who could benefit—



Notes • NHVRC State Profiles present data provided by evidence-based models, which include both MIECHV and non-MIECHV data. • Percentages may not add up to 100 due to rounding. • To protect confidentiality, race and ethnicity categories with 10 or fewer participants were replaced with *. • Public insurance includes Medicaid, CHIP, and TRICARE. • Low income is defined as family income below the federal poverty threshold. • Single mothers include single, never married mothers or pregnant women. • EHS programs in NV offer a combination of service options. EHS data are not included because home-based service data cannot be isolated from statewide data. • PAT data for child insurance status and primary language are not included.

The NHVRC is led by James Bell Associates in partnership with the Urban Institute. Support is provided by the Heising-Simons Foundation and the Robert Wood Johnson Foundation. The views expressed here do not necessarily reflect the views of the foundations. For details about the methodology, see the *2019 Home Visiting Yearbook*.



National Home Visiting
Resource Center
www.nhvc.org