

# North Dakota

## Families Served Through Evidence-Based Home Visiting in 2018

Models implemented in North Dakota included Attachment and Biobehavioral Catch-Up, Early Head Start Home-Based Option, Healthy Families America, Nurse-Family Partnership, and Parents as Teachers. Statewide, 18 local agencies operated at least one of these models.



**5,847**

home visits provided



**555**

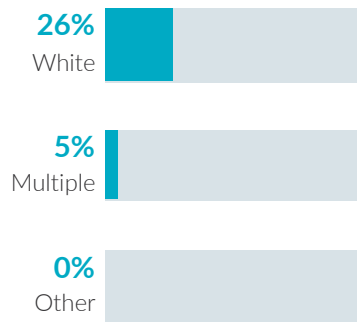
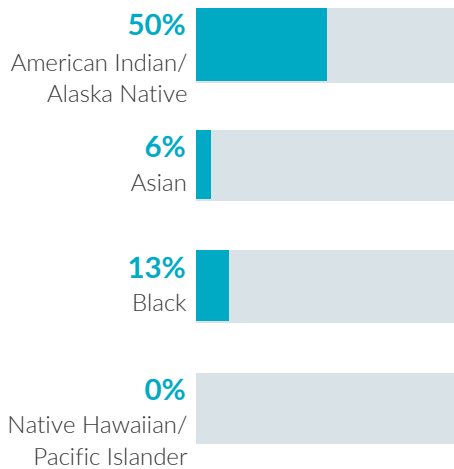
families served



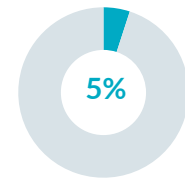
**504**

children served

### Race

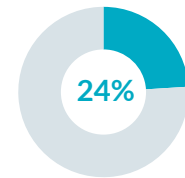


### Ethnicity



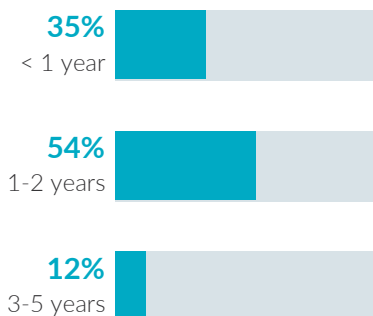
Hispanic or Latino

### Caregiver education

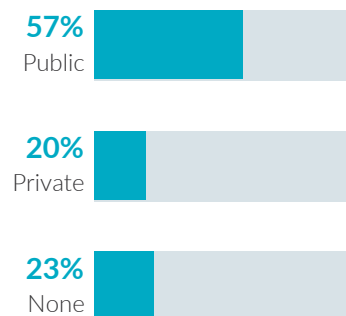


No high school diploma

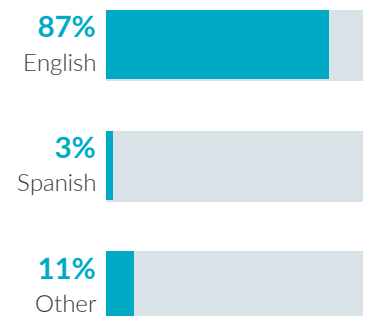
### Child age



### Child insurance status



### Primary language



# North Dakota

## Potential Beneficiaries in 2018

In North Dakota, there were 49,000 pregnant women and families with children under 6 years old not yet in kindergarten who could benefit from home visiting. These families included 61,400 children.

**61,400**  
**children**

could benefit from home visiting


### Of the 61,400 children who could benefit—

Infants < 1 year	Toddlers 1-2 years	Preschoolers 3-5 years
<b>9,800</b> <b>16%</b>	<b>22,400</b> <b>36%</b>	<b>29,100</b> <b>47%</b>

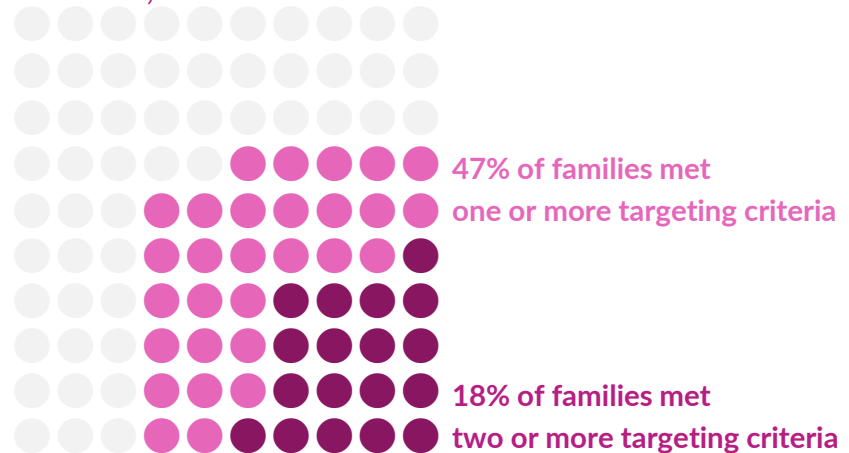
**49,000**  
**families**

could benefit from home visiting

Many home visiting services are geared toward particular subpopulations. The NHVRC estimated the percentage of families who could benefit in North Dakota who met the following targeting criteria:



### Of the 49,000 families who could benefit—



Notes • NHVRC State Profiles present data provided by evidence-based models, which include both MIECHV and non-MIECHV data. • Percentages may not add up to 100 due to rounding. • Public insurance includes Medicaid, CHIP, and TRICARE. • Low income is defined as family income below the federal poverty threshold. • Single mothers include single, never married mothers or pregnant women. • ABC reports children served, families served, and home visits only. • EHS data may be underreported. Data include EHS programs providing home-based services only. EHS race, ethnicity, and primary language data include children and pregnant caregivers. EHS does not report home visits or families served. The number of children served was included as a proxy for families served. • HFA reports primary language of caregivers. • PAT data for child insurance status and primary language are not included.

The NHVRC is led by James Bell Associates in partnership with the Urban Institute. Support is provided by the Heising-Simons Foundation and the Robert Wood Johnson Foundation. The views expressed here do not necessarily reflect the views of the foundations. For details about the methodology, see the *2019 Home Visiting Yearbook*.



National Home Visiting  
**Resource Center**  
www.nhvrc.org