

North Carolina

Families Served Through Evidence-Based Home Visiting in 2018

Models implemented in North Carolina included Attachment and Biobehavioral Catch-Up, Child First, Early Head Start Home-Based Option, Family Connects, Healthy Families America, Home Instruction for Parents of Preschool Youngsters, Nurse-Family Partnership, Parents as Teachers, and SafeCare/SafeCare Augmented. Statewide, 106 local agencies operated at least one of these models.



86,550

home visits provided



13,240

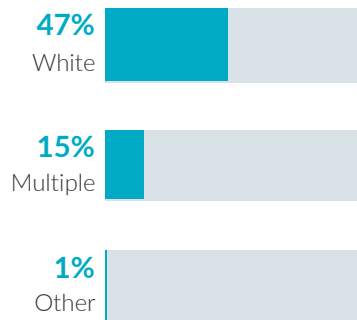
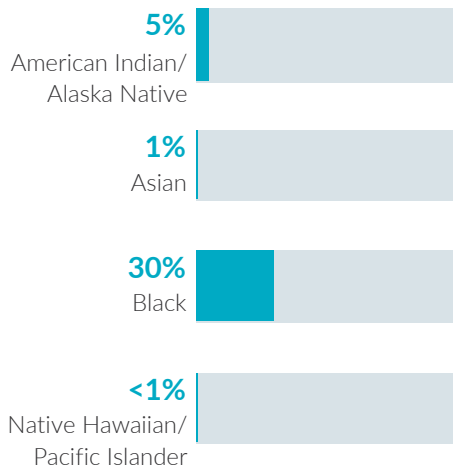
families served



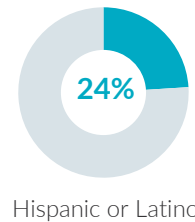
13,471

children served

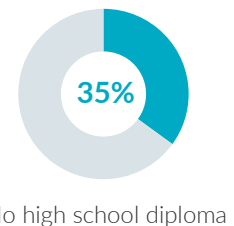
Race



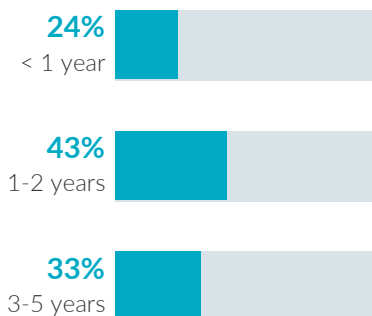
Ethnicity



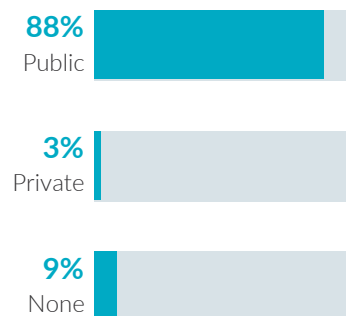
Caregiver education



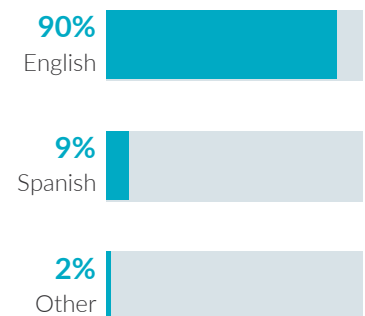
Child age



Child insurance status



Primary language



North Carolina

Potential Beneficiaries in 2018

In North Carolina, there were 565,100 pregnant women and families with children under 6 years old not yet in kindergarten who could benefit from home visiting. These families included 713,100 children.

713,100 children

could benefit from home visiting

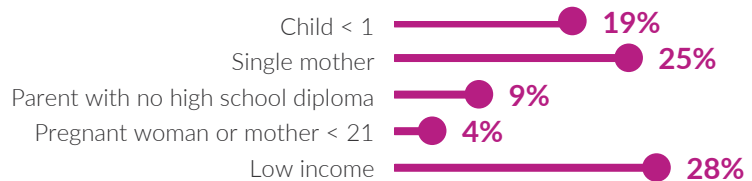
Of the 713,100 children who could benefit—

Infants < 1 year	Toddlers 1-2 years	Preschoolers 3-5 years
113,700 16%	241,100 34%	358,300 50%

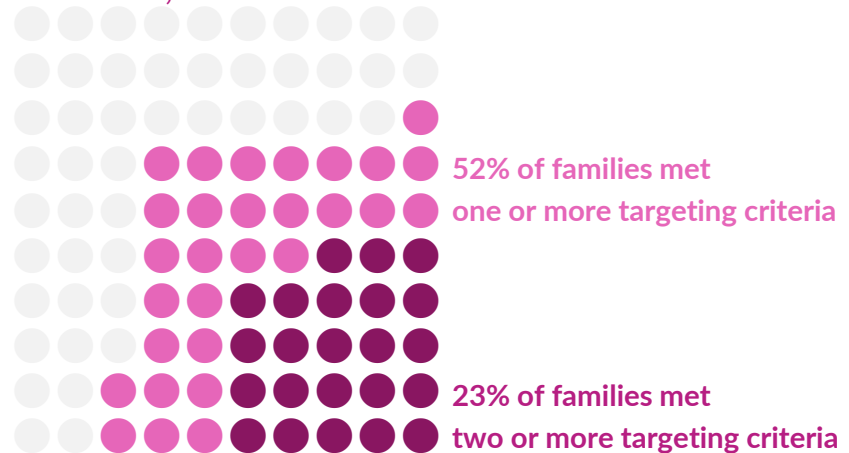
565,100 families

could benefit from home visiting

Many home visiting services are geared toward particular subpopulations. The NHVRC estimated the percentage of families who could benefit in North Carolina who met the following targeting criteria:



Of the 565,100 families who could benefit—



Notes • NHVRC State Profiles present data provided by evidence-based models, which include both MIECHV and non-MIECHV data. • Percentages may not add up to 100 due to rounding. • Public insurance includes Medicaid, CHIP, and TRICARE. • Low income is defined as family income below the federal poverty threshold. • Single mothers include single, never married mothers or pregnant women. • ABC reports children served, families served, and home visits only. • EHS data may be underreported. Data include EHS programs providing home-based services only. EHS race, ethnicity, and primary language data include children and pregnant caregivers. EHS does not report home visits or families served. The number of children served was included as a proxy for families served. • Family Connects reports families served only. The number of families served was included as a proxy for children served. • HFA reports primary language of caregivers. • PAT data for child insurance status and primary language are not included. • In 2018, SafeCare/SafeCare Augmented met standards of evidence as determined by HomVEE. This profile includes SafeCare/SafeCare Augmented (SafeCare) data. SafeCare does not report the number of children served. The number of families served was included as a proxy for children served. SafeCare does not report caregiver education, child age, or child insurance status.

The NHVRC is led by James Bell Associates in partnership with the Urban Institute. Support is provided by the Heising-Simons Foundation and the Robert Wood Johnson Foundation. The views expressed here do not necessarily reflect the views of the foundations. For details about the methodology, see the *2019 Home Visiting Yearbook*.



National Home Visiting Resource Center
www.nhvc.org