

# Montana

## Families Served Through Evidence-Based Home Visiting in 2018

Models implemented in Montana included Early Head Start Home-Based Option, Family Spirit, Healthy Families America, Nurse-Family Partnership, Parents as Teachers, and SafeCare/SafeCare Augmented. Statewide, 43 local agencies operated at least one of these models.



**17,255**

home visits provided



**1,478**

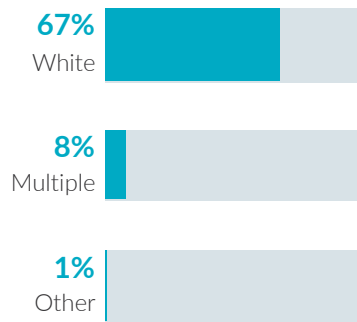
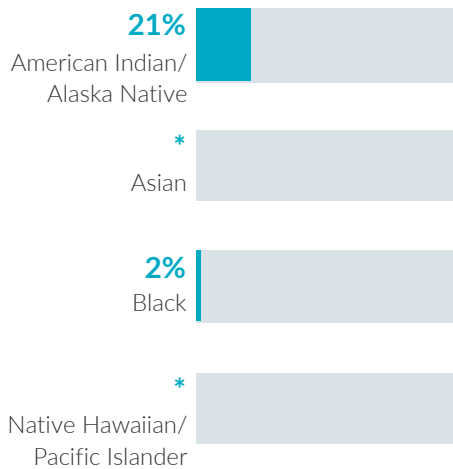
families served



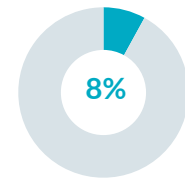
**1,434**

children served

### Race

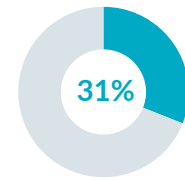


### Ethnicity



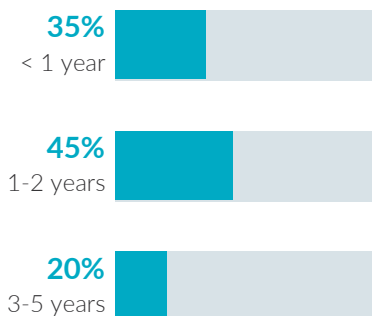
Hispanic or Latino

### Caregiver education

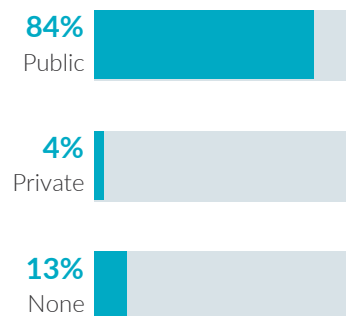


No high school diploma

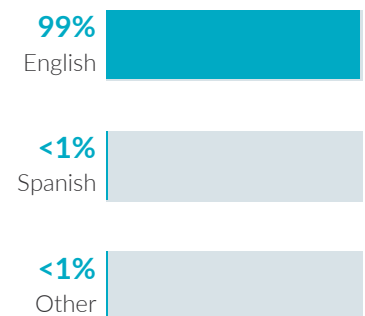
### Child age



### Child insurance status



### Primary language



# Montana

## Potential Beneficiaries in 2018

In Montana, there were 56,000 pregnant women and families with children under 6 years old not yet in kindergarten who could benefit from home visiting. These families included 73,100 children.

**73,100**  
**children**

could benefit from  
home visiting

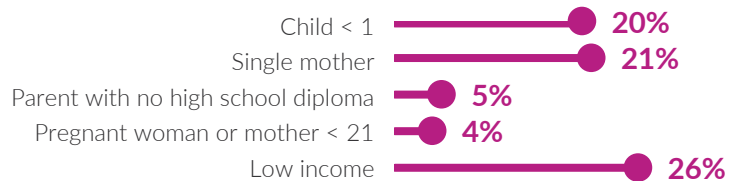
### Of the 73,100 children who could benefit—

Infants < 1 year	Toddlers 1-2 years	Preschoolers 3-5 years
<b>12,400</b> <b>17%</b>	<b>23,900</b> <b>33%</b>	<b>36,900</b> <b>50%</b>

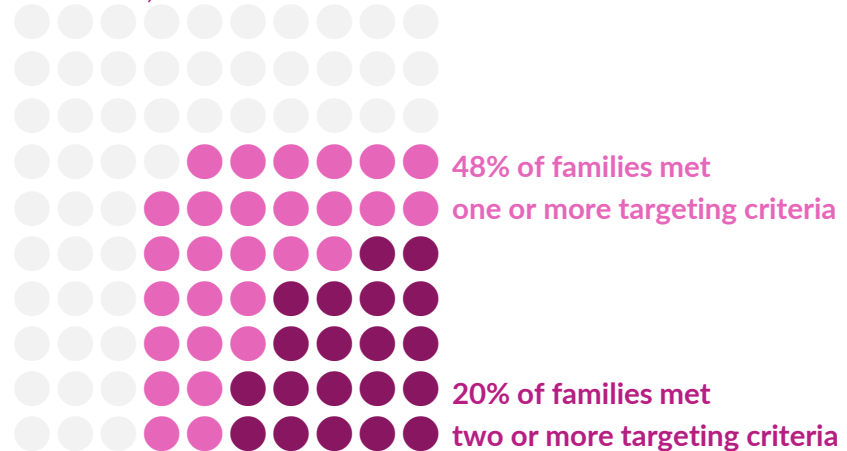
**56,000**  
**families**

could benefit from  
home visiting

Many home visiting services are geared toward particular subpopulations. The NHVRC estimated the percentage of families who could benefit in Montana who met the following targeting criteria:



### Of the 56,000 families who could benefit—



Notes • NHVRC State Profiles present data provided by evidence-based models, which include both MIECHV and non-MIECHV data. • Percentages may not add up to 100 due to rounding. • To protect confidentiality, race and ethnicity categories with 10 or fewer participants were replaced with \*. • Public insurance includes Medicaid, CHIP, and TRICARE. • Low income is defined as family income below the federal poverty threshold. • Single mothers include single, never married mothers or pregnant women. • EHS programs in MT offer a combination of service options. EHS data are not included because home-based service data cannot be isolated from statewide data. • Family Spirit reports children served, families served, and home visits only. • HFA reports primary language of caregivers. • PAT data for child insurance status and primary language are not included. • In 2018, SafeCare/SafeCare Augmented met standards of evidence as determined by HomVEE. This profile includes SafeCare/SafeCare Augmented (SafeCare) data. SafeCare does not report the number of children served. The number of families served was included as a proxy for children served. SafeCare does not report caregiver education, child age, or child insurance status.

The NHVRC is led by James Bell Associates in partnership with the Urban Institute. Support is provided by the Heising-Simons Foundation and the Robert Wood Johnson Foundation. The views expressed here do not necessarily reflect the views of the foundations. For details about the methodology, see the 2019 Home Visiting Yearbook.



**National Home Visiting  
Resource Center**  
www.nhvc.org