

# Missouri

## Families Served Through Evidence-Based Home Visiting in 2018

Models implemented in Missouri included Early Head Start Home-Based Option, Healthy Families America, Nurse-Family Partnership, and Parents as Teachers. Statewide, 127 local agencies operated at least one of these models.



110,699

home visits provided



15,473

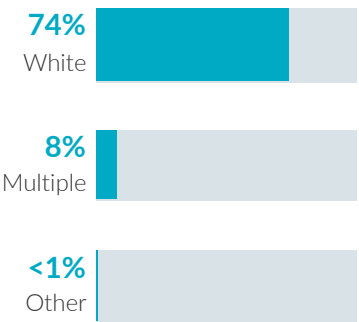
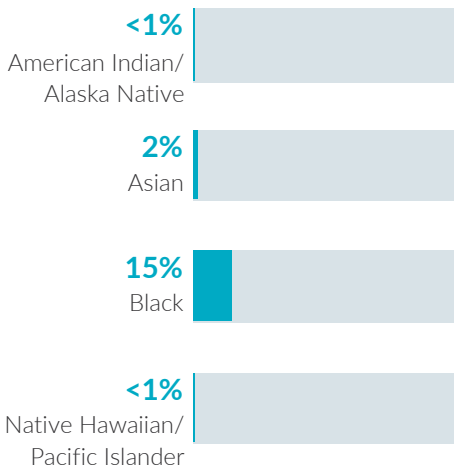
families served



20,646

children served

### Race



### Ethnicity



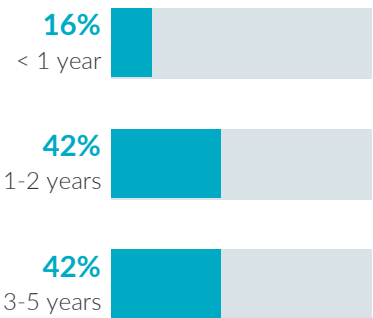
Hispanic or Latino

### Caregiver education

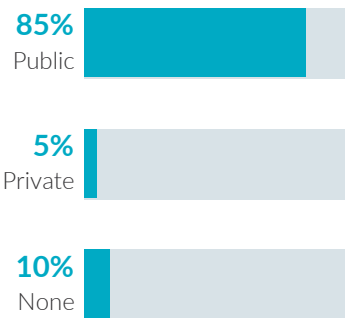


No high school diploma

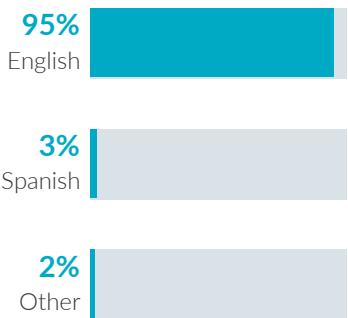
### Child age



### Child insurance status



### Primary language



# Missouri

## Potential Beneficiaries in 2018

In Missouri, there were 346,000 pregnant women and families with children under 6 years old not yet in kindergarten who could benefit from home visiting. These families included 437,600 children.

437,600  
children

could benefit from  
home visiting

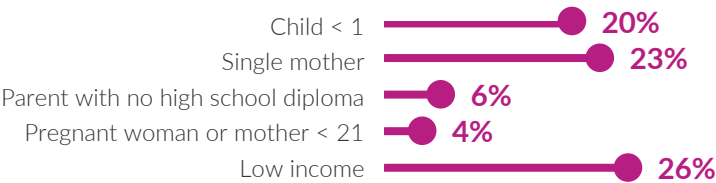
### Of the 437,600 children who could benefit—

Infants < 1 year	Toddlers 1-2 years	Preschoolers 3-5 years
71,200 16%	148,600 34%	217,800 50%

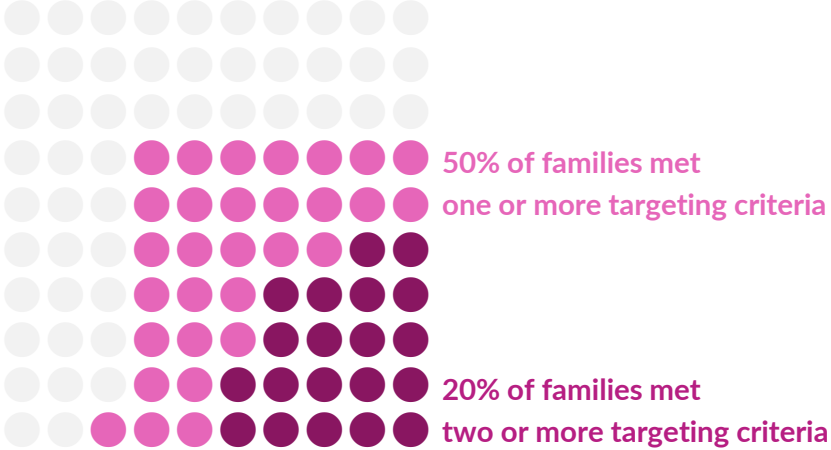
346,000  
families

could benefit from  
home visiting

Many home visiting services are geared toward particular subpopulations. The NHVRC estimated the percentage of families who could benefit in Missouri who met the following targeting criteria:



### Of the 346,000 families who could benefit—



Notes • NHVRC State Profiles present data provided by evidence-based models, which include both MIECHV and non-MIECHV data. • Percentages may not add up to 100 due to rounding. • Public insurance includes Medicaid, CHIP, and TRICARE. • Low income is defined as family income below the federal poverty threshold. • Single mothers include single, never married mothers or pregnant women. • EHS data may be underreported. Data include EHS programs providing home-based services only. EHS race, ethnicity, and primary language data include children and pregnant caregivers. EHS does not report home visits or families served. The number of children served was included as a proxy for families served. • HFA reports primary language of caregivers. • PAT data for child insurance status and primary language are not included.