

# Iowa

## Families Served Through Evidence-Based Home Visiting in 2018

Models implemented in Iowa included Early Head Start Home-Based Option, Family Connects, Healthy Families America, Nurse-Family Partnership, and Parents as Teachers. Statewide, 64 local agencies operated at least one of these models.



**54,222**

home visits provided



**5,606**

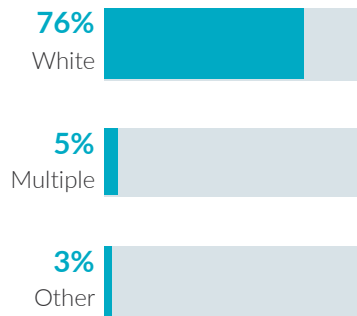
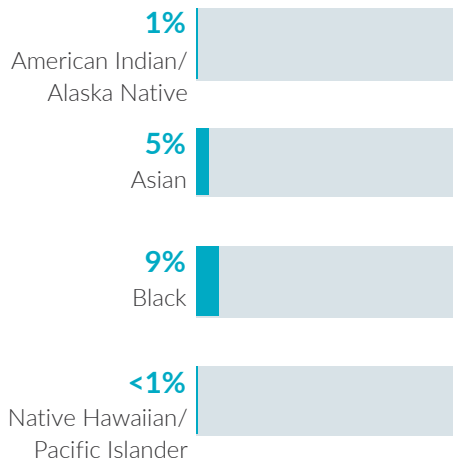
families served



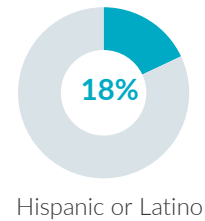
**6,907**

children served

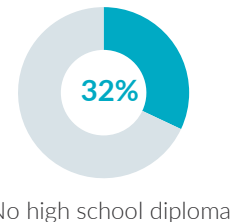
### Race



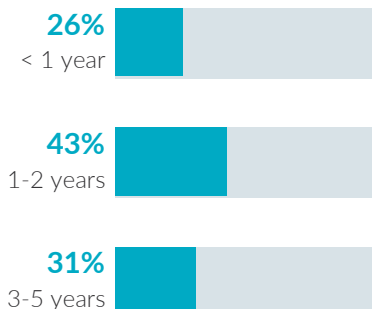
### Ethnicity



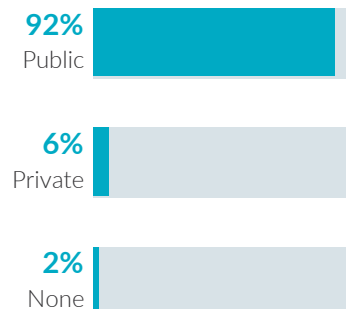
### Caregiver education



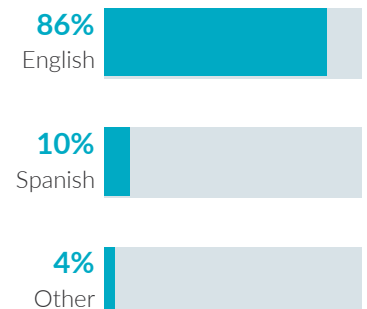
### Child age



### Child insurance status



### Primary language



# Iowa

## Potential Beneficiaries in 2018

In Iowa, there were 182,800 pregnant women and families with children under 6 years old not yet in kindergarten who could benefit from home visiting. These families included 230,000 children.

# 230,000 children

could benefit from home visiting

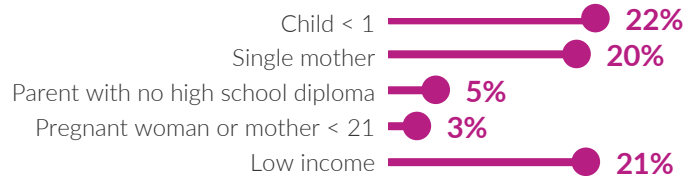
### Of the 230,000 children who could benefit—

Infants < 1 year	Toddlers 1-2 years	Preschoolers 3-5 years
<b>39,900</b> 17%	<b>76,200</b> 33%	<b>114,000</b> 50%

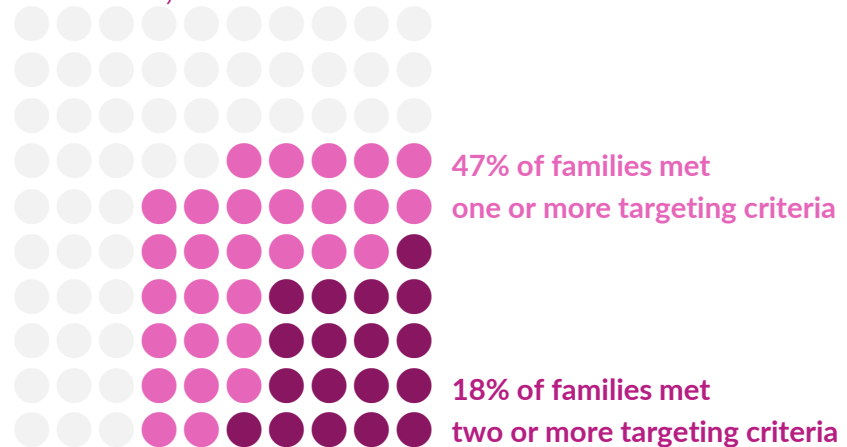
# 182,800 families

could benefit from home visiting

Many home visiting services are geared toward particular subpopulations. The NHVRC estimated the percentage of families who could benefit in Iowa who met the following targeting criteria:



### Of the 182,800 families who could benefit—



Notes • Percentages may not add up to 100 due to rounding. • Home visiting service and demographic data in this profile were provided by IA. • Public insurance includes Medicaid, CHIP, and TRICARE. • Low income is defined as family income below the federal poverty threshold. • Single mothers include single, never married mothers or pregnant women.

