

# Northern Mariana Islands

## Families Served Through Evidence-Based Home Visiting in 2018

The model implemented in the Northern Mariana Islands was Healthy Families America.



**1,639**

home visits provided



**147**

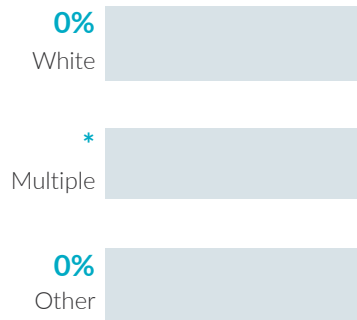
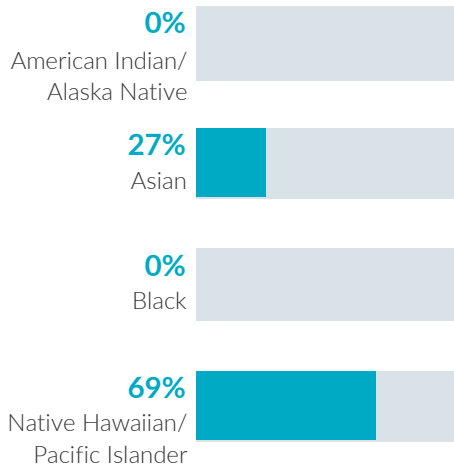
families served



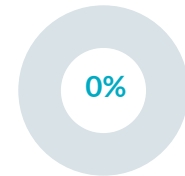
**146**

children served

### Race

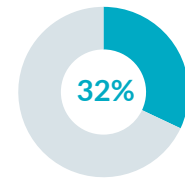


### Ethnicity



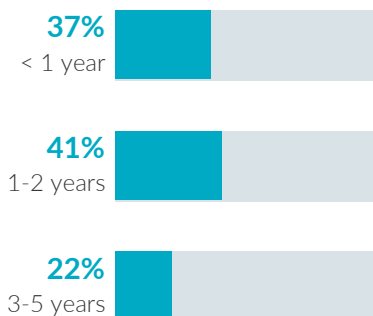
Hispanic or Latino

### Caregiver education

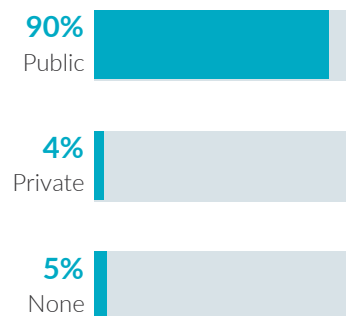


No high school diploma

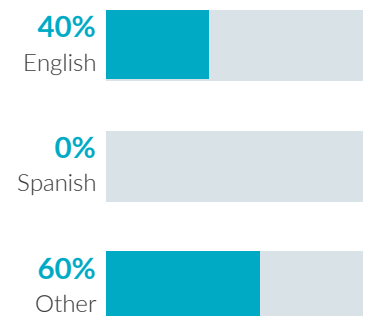
### Child age



### Child insurance status



### Primary language



# Northern Mariana Islands

## Potential Beneficiaries in 2018

Information on potential beneficiaries was not available for the Northern Mariana Islands in 2018.

Notes • NHVRC State Profiles present data provided by evidence-based models, which include both MIECHV and non-MIECHV data. • Percentages may not add up to 100 due to rounding. • To protect confidentiality, race and ethnicity categories with 10 or fewer participants were replaced with \*. • Public insurance includes Medicaid, CHIP, and TRICARE. • HFA reports primary language of caregivers.

The NHVRC is led by James Bell Associates in partnership with the Urban Institute. Support is provided by the Heising-Simons Foundation and the Robert Wood Johnson Foundation. The views expressed here do not necessarily reflect the views of the foundations. For details about the methodology, see the *2019 Home Visiting Yearbook*.



National Home Visiting  
**Resource Center**  
[www.nhvc.org](http://www.nhvc.org)