

Arkansas

Families Served Through Evidence-Based Home Visiting in 2018

Models implemented in Arkansas included Early Head Start Home-Based Option, Healthy Families America, Home Instruction for Parents of Preschool Youngsters, Nurse-Family Partnership, and Parents as Teachers. Statewide, 66 local agencies operated at least one of these models.



125,018

home visits provided



6,268

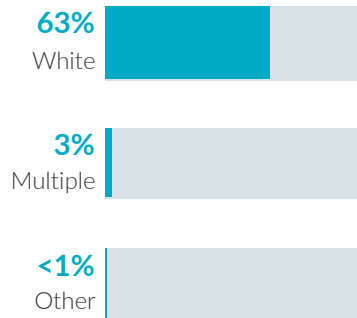
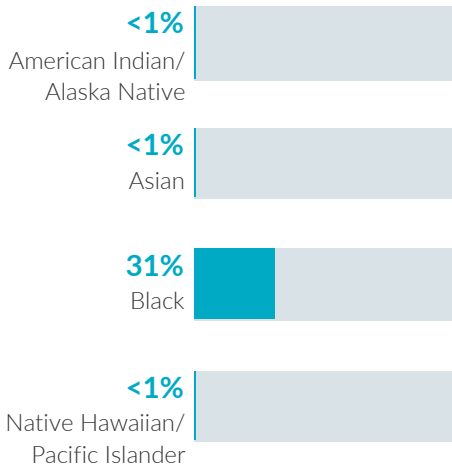
families served



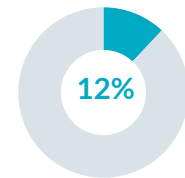
6,806

children served

Race

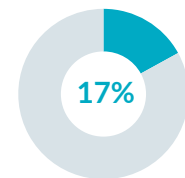


Ethnicity



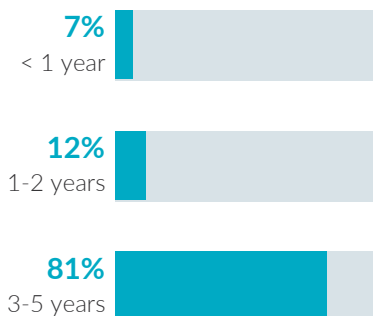
Hispanic or Latino

Caregiver education

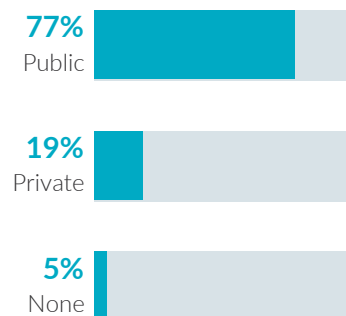


No high school diploma

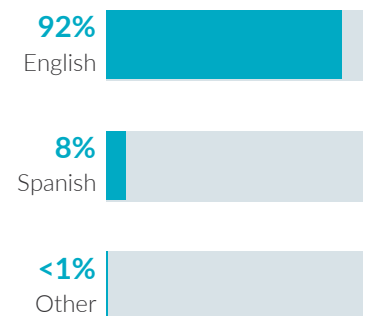
Child age



Child insurance status



Primary language



Arkansas

Potential Beneficiaries in 2018

In Arkansas, there were 175,900 pregnant women and families with children under 6 years old not yet in kindergarten who could benefit from home visiting. These families included 225,400 children.

225,400
children

could benefit from
home visiting

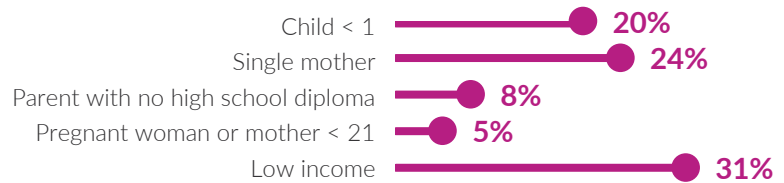
Of the 225,400 children who could benefit—

Infants < 1 year	Toddlers 1-2 years	Preschoolers 3-5 years
36,800 16%	74,300 33%	114,200 51%

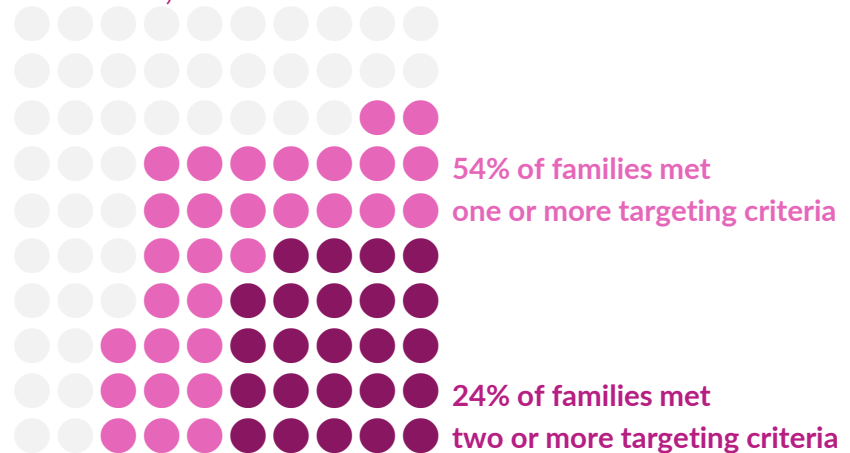
175,900
families

could benefit from
home visiting

Many home visiting services are geared toward particular subpopulations. The NHVRC estimated the percentage of families who could benefit in Arkansas who met the following targeting criteria:



Of the 175,900 families who could benefit—



Notes • NHVRC State Profiles present data provided by evidence-based models, which include both MIECHV and non-MIECHV data. • Percentages may not add up to 100 due to rounding. • Public insurance includes Medicaid, CHIP, and TRICARE. • Low income is defined as family income below the federal poverty threshold. • Single mothers include single, never married mothers or pregnant women. • EHS programs in AR offer a combination of service options. EHS data are not included because home-based service data cannot be isolated from statewide data. • HFA reports primary language of caregivers. • PAT data for child insurance status and primary language are not included.

The NHVRC is led by James Bell Associates in partnership with the Urban Institute. Support is provided by the Heising-Simons Foundation and the Robert Wood Johnson Foundation. The views expressed here do not necessarily reflect the views of the foundations. For details about the methodology, see the *2019 Home Visiting Yearbook*.



National Home Visiting
Resource Center
www.nhvrc.org