

# South Dakota

## Families Served Through Evidence-Based Home Visiting in 2017

Models implemented in South Dakota included Early Head Start Home-Based Option, Family Spirit, Nurse-Family Partnership, and Parents as Teachers. Statewide, 15 local agencies operated at least one of these models.



**5,257**

home visits provided



**827**

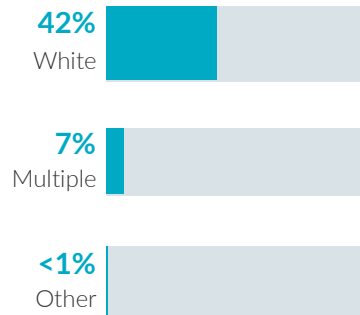
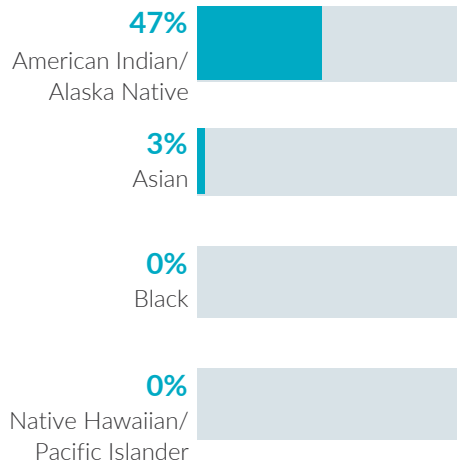
families served



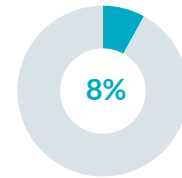
**905**

children served

### Race

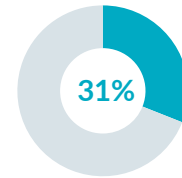


### Ethnicity



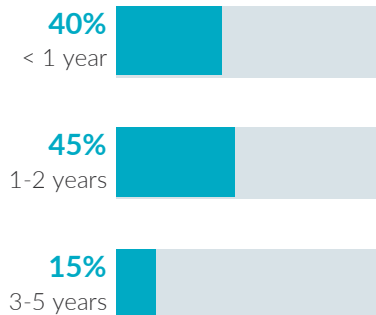
Hispanic or Latino

### Caregiver education

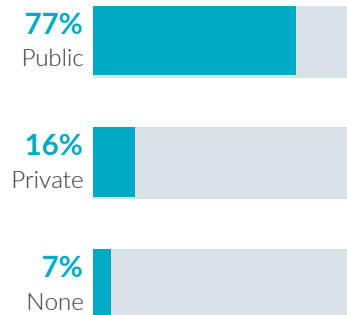


No high school diploma

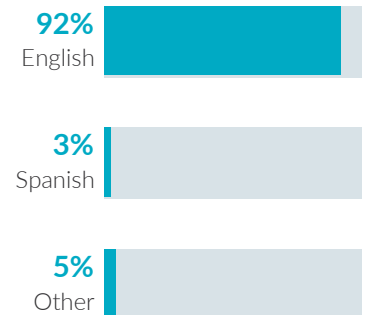
### Child age



### Child insurance status



### Primary language



# South Dakota

## Potential Beneficiaries in 2017

In South Dakota, there were 54,500 pregnant women and families with children under 6 years old not yet in kindergarten who could benefit from home visiting. These families included 71,700 children.

**71,700**  
**children**

could benefit from home visiting

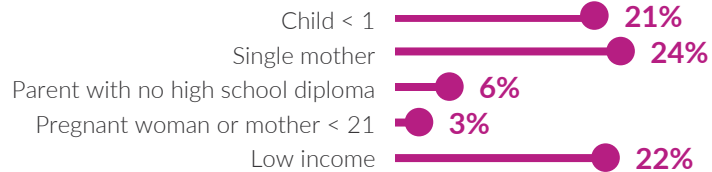
### Of the 71,700 children who could benefit—

Infants < 1 year	Toddlers 1-2 years	Preschoolers 3-5 years
<b>11,900</b> <b>17%</b>	<b>24,000</b> <b>33%</b>	<b>35,800</b> <b>50%</b>

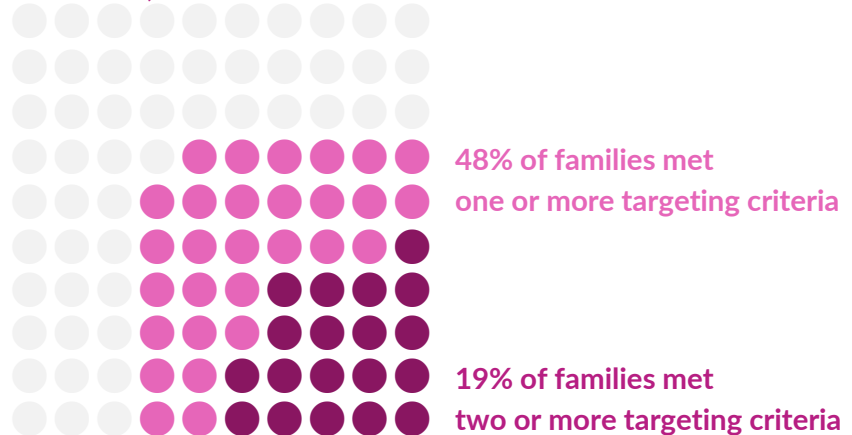
**54,500**  
**families**

could benefit from home visiting

Many home visiting services are geared toward particular subpopulations. The NHVRC estimated the percentage of families who could benefit in South Dakota who met the following targeting criteria:



### Of the 54,500 families who could benefit—



Notes • Percentages may not add up to 100 due to rounding. • Public insurance includes Medicaid, CHIP, and TRICARE. • Low income is defined as family income below the federal poverty threshold. • Single mothers include single, never married mothers or pregnant women. • To protect confidentiality, race categories with fewer than five participants were combined with "Other" race. • EHS data may be underreported. Data include EHS programs providing home-based services only, not programs providing both home-based and center-based services. EHS race, ethnicity, and primary language data include children and pregnant caregivers. EHS does not report home visits or families served. The number of children served was included as a proxy for families served. • Family Spirit reports children served, families served, and home visits only. • NFP includes MIECHV and non-MIECHV data for children served, families served, and home visits. All other data reflect participants receiving NFP services through MIECHV funding only. • PAT reports race and ethnicity of children. PAT primary language data are not included.

The NHVRC is led by James Bell Associates in partnership with the Urban Institute. Support is provided by the Heising-Simons Foundation and the Robert Wood Johnson Foundation. The views expressed here do not necessarily reflect the views of the foundations. For details about the methodology, see the *2018 Home Visiting Yearbook*.



**National Home Visiting Resource Center**  
www.nhvrc.org