

Oklahoma

Families Served Through Evidence-Based Home Visiting in 2017

Models implemented in Oklahoma included Attachment and Biobehavioral Catch-Up, Early Head Start Home-Based Option, Family Connects, Family Spirit, Healthy Families America, Nurse-Family Partnership, Parents as Teachers, and SafeCare. Statewide, 41 local agencies operated at least one of these models.



82,767

home visits provided



6,900

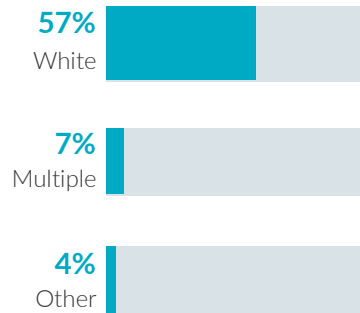
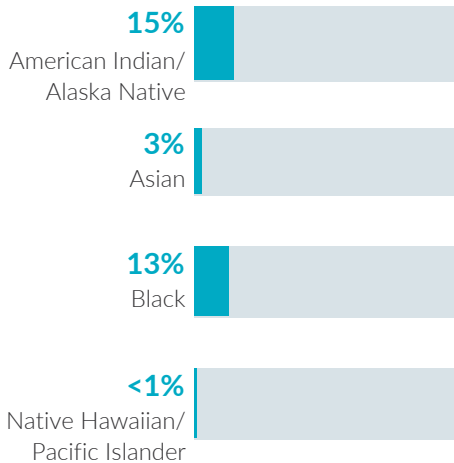
families served



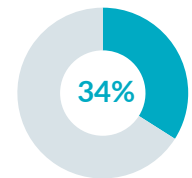
6,494

children served

Race

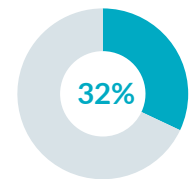


Ethnicity



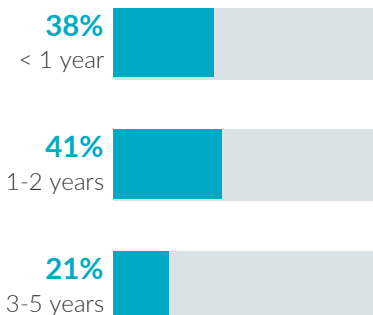
Hispanic or Latino

Caregiver education

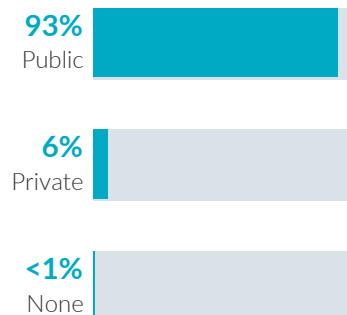


No high school diploma

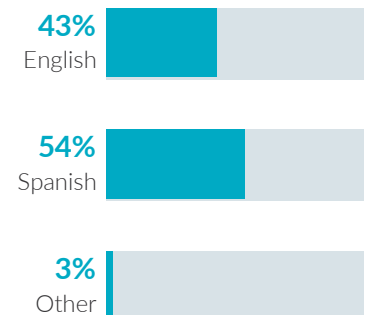
Child age



Child insurance status



Primary language



Oklahoma

Potential Beneficiaries in 2017

In Oklahoma, there were 242,500 pregnant women and families with children under 6 years old not yet in kindergarten who could benefit from home visiting. These families included 313,200 children.

313,200
children

could benefit from
home visiting

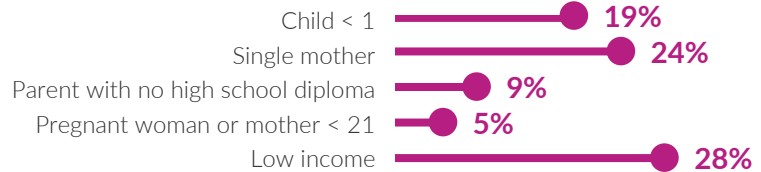
Of the 313,200 children who could benefit—

Infants < 1 year	Toddlers 1-2 years	Preschoolers 3-5 years
48,900 16%	108,100 35%	156,100 50%

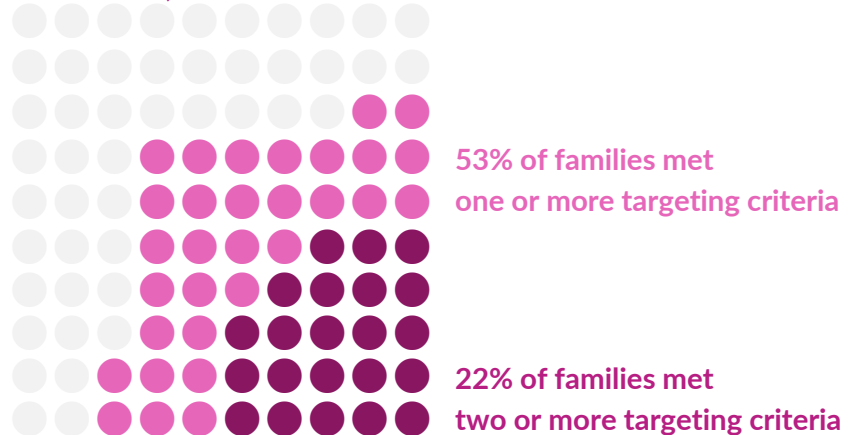
242,500
families

could benefit from
home visiting

Many home visiting services are geared toward particular subpopulations. The NHVRC estimated the percentage of families who could benefit in Oklahoma who met the following targeting criteria:



Of the 242,500 families who could benefit—



Notes • Percentages may not add up to 100 due to rounding. • Public insurance includes Medicaid, CHIP, and TRICARE. • Low income is defined as family income below the federal poverty threshold. • Single mothers include single, never married mothers or pregnant women. • ABC reports children served, families served, and home visits only. • EHS programs in OK include a combination of center-based and home-based services. EHS data are not included because home-based service data cannot be isolated from statewide data. • Family Connects reports families served only. The number of families served was included as a proxy for children served. • Family Spirit reports children served, families served, and home visits only. • HFA reports primary language of caregivers. • PAT reports race and ethnicity of children. PAT primary language data are not included. • SafeCare does not report the number of children served. The number of families served was included as a proxy for children served. SafeCare does not report caregiver education, child age, or child insurance status.

The NHVRC is led by James Bell Associates in partnership with the Urban Institute. Support is provided by the Heising-Simons Foundation and the Robert Wood Johnson Foundation. The views expressed here do not necessarily reflect the views of the foundations. For details about the methodology, see the *2018 Home Visiting Yearbook*.



**National Home Visiting
Resource Center**
www.nhvrc.org