

New Hampshire

Families Served Through Evidence-Based Home Visiting in 2017

Models implemented in New Hampshire included Early Head Start Home-Based Option and Healthy Families America. Statewide, 10 local agencies operated at least one of these models.



5,109

home visits provided



455

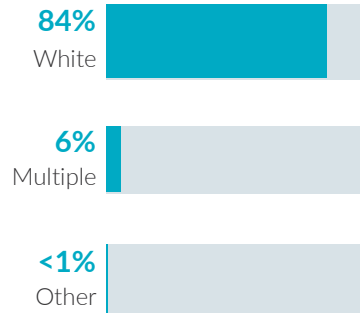
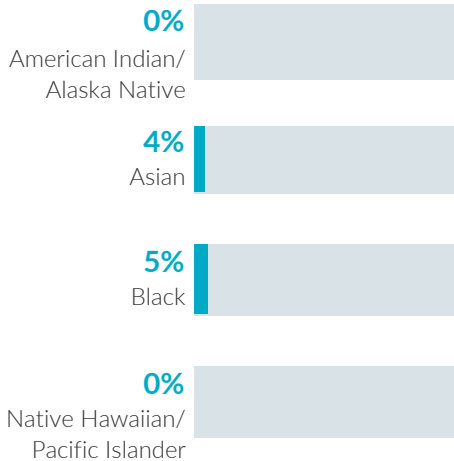
families served



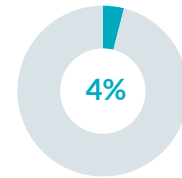
424

children served

Race

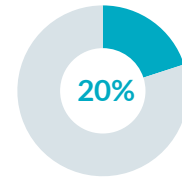


Ethnicity



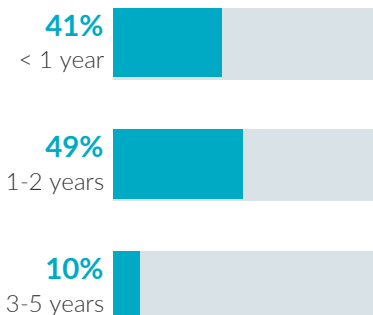
Hispanic or Latino

Caregiver education

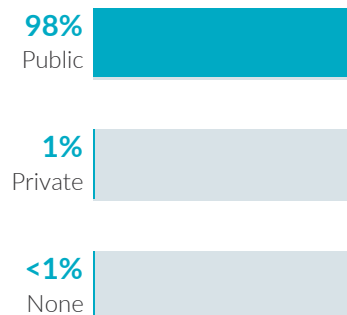


No high school diploma

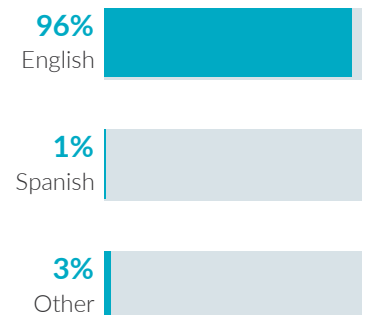
Child age



Child insurance status



Primary language



New Hampshire

Potential Beneficiaries in 2017

In New Hampshire, there were 61,300 pregnant women and families with children under 6 years old not yet in kindergarten who could benefit from home visiting. These families included 77,300 children.

77,300
children

could benefit from home visiting

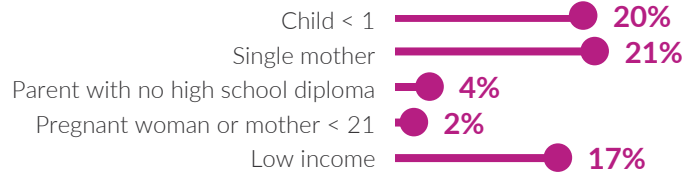
Of the 77,300 children who could benefit—

Infants < 1 year	Toddlers 1-2 years	Preschoolers 3-5 years
12,500 16%	24,500 32%	40,400 52%

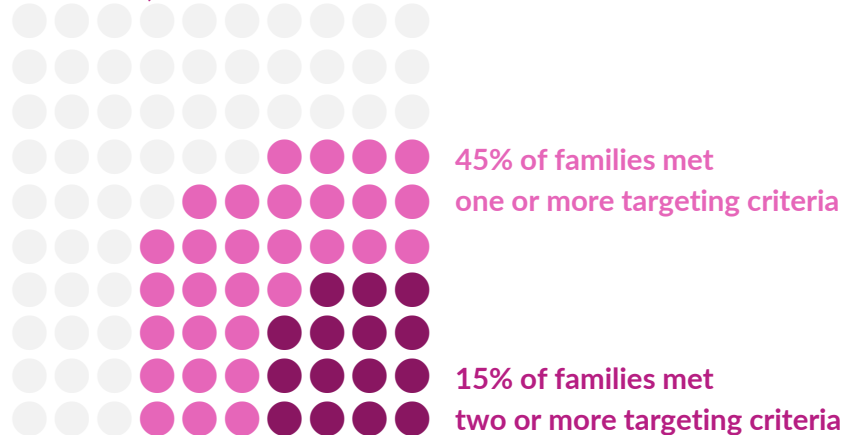
61,300
families

could benefit from home visiting

Many home visiting services are geared toward particular subpopulations. The NHVRC estimated the percentage of families who could benefit in New Hampshire who met the following targeting criteria:



Of the 61,300 families who could benefit—



Notes • Percentages may not add up to 100 due to rounding. • Public insurance includes Medicaid, CHIP, and TRICARE. • Low income is defined as family income below the federal poverty threshold. • Single mothers include single, never married mothers or pregnant women. • To protect confidentiality, race categories with fewer than five participants were combined with "Other" race. • EHS data may be underreported. Data include EHS programs providing home-based services only, not programs providing both home-based and center-based services. EHS race, ethnicity, and primary language data include children and pregnant caregivers. EHS does not report home visits or families served. The number of children served was included as a proxy for families served. • HFA reports primary language of caregivers.

The NHVRC is led by James Bell Associates in partnership with the Urban Institute. Support is provided by the Heising-Simons Foundation and the Robert Wood Johnson Foundation. The views expressed here do not necessarily reflect the views of the foundations. For details about the methodology, see the *2018 Home Visiting Yearbook*.



National Home Visiting
Resource Center
www.nhvrc.org