

Montana

Families Served Through Evidence-Based Home Visiting in 2017

Models implemented in Montana included Early Head Start Home-Based Option, Family Spirit, Nurse-Family Partnership, Parents as Teachers, and SafeCare. Statewide, 62 local agencies operated at least one of these models.



13,863

home visits provided



1,181

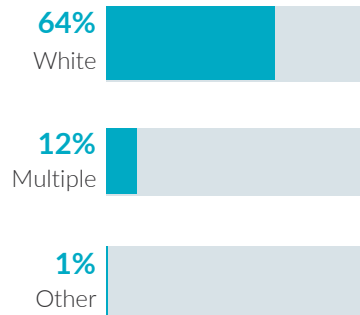
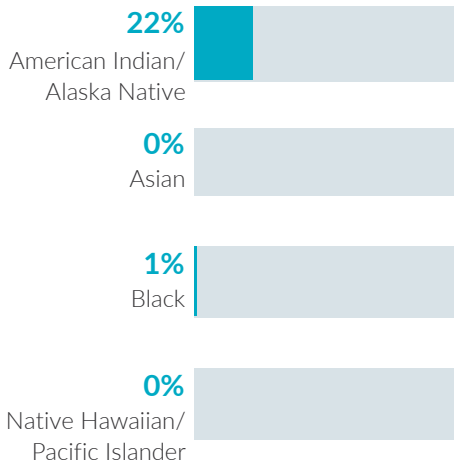
families served



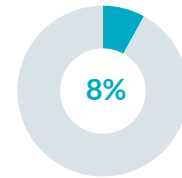
1,273

children served

Race

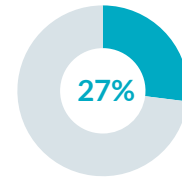


Ethnicity



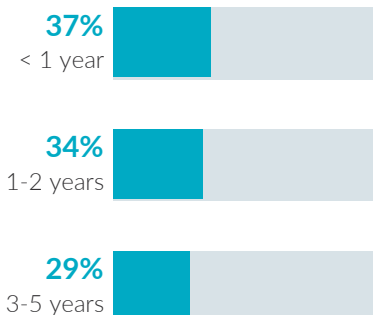
Hispanic or Latino

Caregiver education

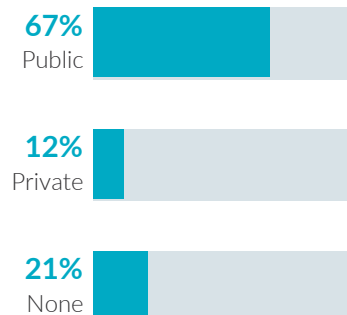


No high school diploma

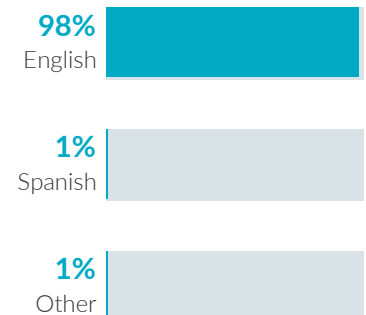
Child age



Child insurance status



Primary language



Montana

Potential Beneficiaries in 2017

In Montana, there were 55,500 pregnant women and families with children under 6 years old not yet in kindergarten who could benefit from home visiting. These families included 73,400 children.

73,400
children

could benefit from home visiting

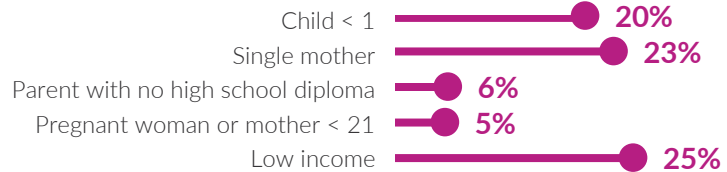
Of the 73,400 children who could benefit—

Infants < 1 year	Toddlers 1-2 years	Preschoolers 3-5 years
11,900 16%	24,600 34%	36,800 50%

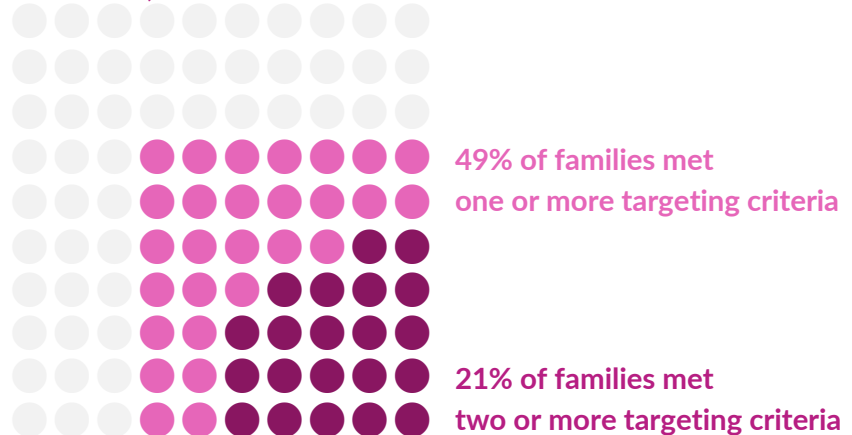
55,500
families

could benefit from home visiting

Many home visiting services are geared toward particular subpopulations. The NHVRC estimated the percentage of families who could benefit in Montana who met the following targeting criteria:



Of the 55,500 families who could benefit—



Notes • Percentages may not add up to 100 due to rounding. • Public insurance includes Medicaid, CHIP, and TRICARE. • Low income is defined as family income below the federal poverty threshold. • Single mothers include single, never married mothers or pregnant women. • To protect confidentiality, race categories with fewer than five participants were combined with "Other" race. • EHS programs in MT include a combination of center-based and home-based services. EHS data are not included because home-based service data cannot be isolated from statewide data. • Family Spirit reports children served, families served, and home visits only. • NFP includes MIECHV and non-MIECHV data for children served, families served, and home visits. All other data reflect participants receiving NFP services through MIECHV funding only. • PAT reports race and ethnicity of children. PAT primary language data are not included. • SafeCare data are not available for MT.

The NHVRC is led by James Bell Associates in partnership with the Urban Institute. Support is provided by the Heising-Simons Foundation and the Robert Wood Johnson Foundation. The views expressed here do not necessarily reflect the views of the foundations. For details about the methodology, see the 2018 Home Visiting Yearbook.



National Home Visiting
Resource Center
www.nhvrc.org