

Massachusetts

Families Served Through Evidence-Based Home Visiting in 2017

Models implemented in Massachusetts included Early Head Start Home-Based Option, Healthy Families America, and Parents as Teachers. Statewide, 48 local agencies operated at least one of these models.



36,431

home visits provided



3,102

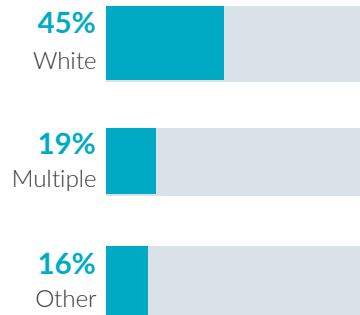
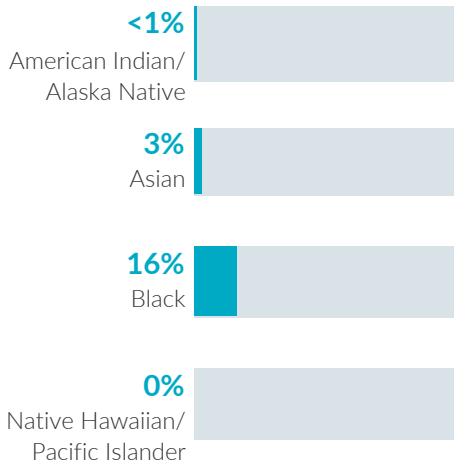
families served



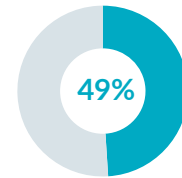
2,664

children served

Race

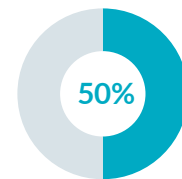


Ethnicity



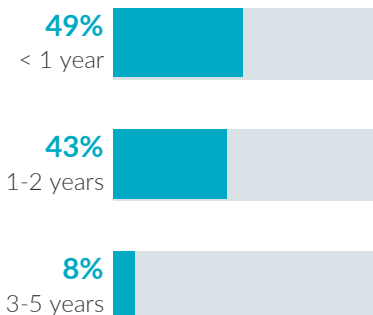
Hispanic or Latino

Caregiver education

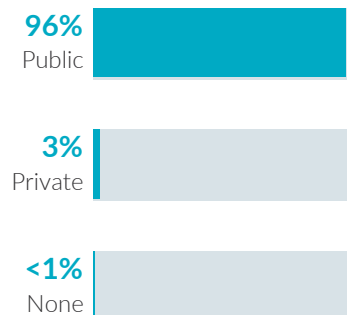


No high school diploma

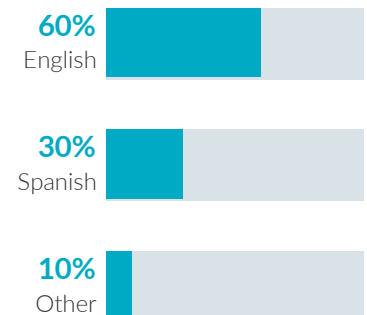
Child age



Child insurance status



Primary language



Massachusetts

Potential Beneficiaries in 2017

In Massachusetts, there were 339,800 pregnant women and families with children under 6 years old not yet in kindergarten who could benefit from home visiting. These families included 425,500 children.

425,500
children

could benefit from home visiting

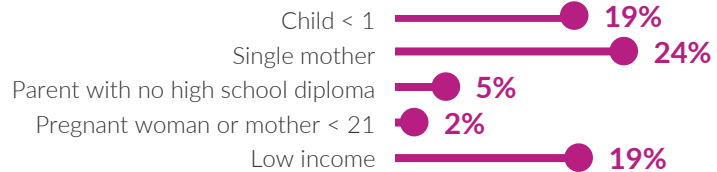
Of the 425,500 children who could benefit—

Infants < 1 year	Toddlers 1-2 years	Preschoolers 3-5 years
69,400 16%	141,000 33%	215,100 51%

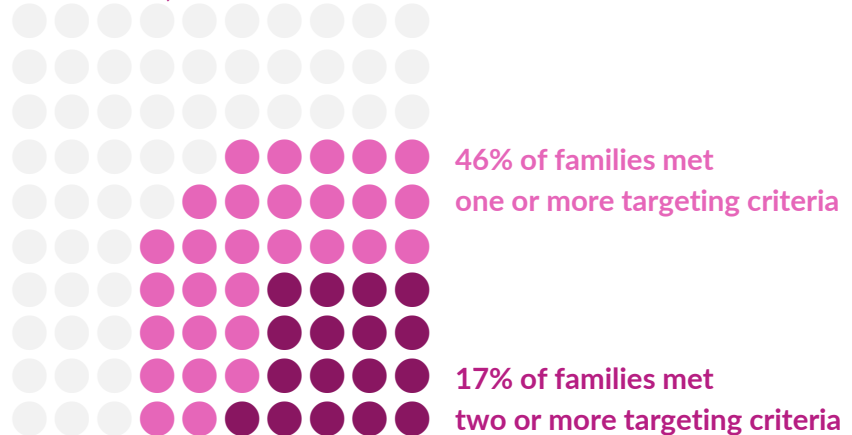
339,800
families

could benefit from home visiting

Many home visiting services are geared toward particular subpopulations. The NHVRC estimated the percentage of families who could benefit in Massachusetts who met the following targeting criteria:



Of the 339,800 families who could benefit—



Notes • Percentages may not add up to 100 due to rounding. • Public insurance includes Medicaid, CHIP, and TRICARE. • Low income is defined as family income below the federal poverty threshold. • Single mothers include single, never married mothers or pregnant women. • EHS data may be underreported. Data include EHS programs providing home-based services only, not programs providing both home-based and center-based services. EHS race, ethnicity, and primary language data include children and pregnant caregivers. EHS does not report home visits or families served. The number of children served was included as a proxy for families served. • HFA reports primary language of caregivers. • PAT reports race and ethnicity of children. PAT primary language data are not included.

The NHVRC is led by James Bell Associates in partnership with the Urban Institute. Support is provided by the Heising-Simons Foundation and the Robert Wood Johnson Foundation. The views expressed here do not necessarily reflect the views of the foundations. For details about the methodology, see the *2018 Home Visiting Yearbook*.



National Home Visiting
Resource Center
www.nhvrc.org