

Louisiana

Families Served Through Evidence-Based Home Visiting in 2017

Models implemented in Louisiana included Attachment and Biobehavioral Catch-Up, Early Head Start Home-Based Option, Home Instruction for Parents of Preschool Youngsters, Nurse-Family Partnership, and Parents as Teachers. Statewide, 24 local agencies operated at least one of these models.



40,773

home visits provided



3,176

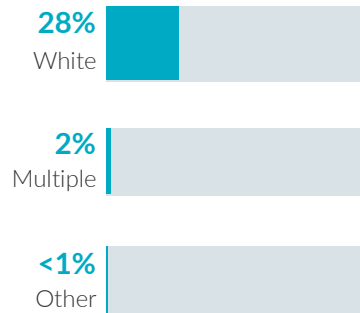
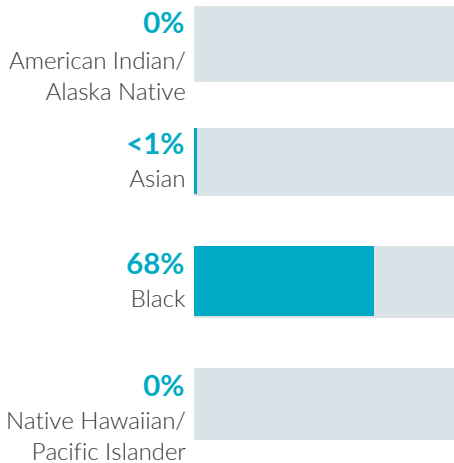
families served



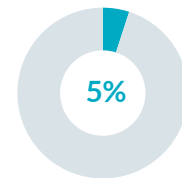
3,993

children served

Race

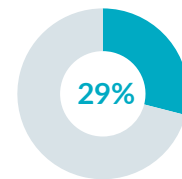


Ethnicity



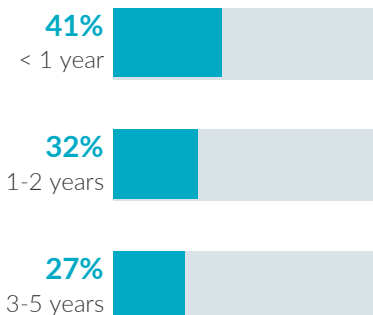
Hispanic or Latino

Caregiver education

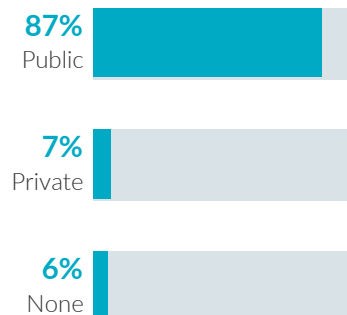


No high school diploma

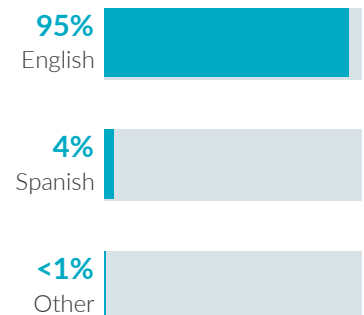
Child age



Child insurance status



Primary language



Louisiana

Potential Beneficiaries in 2017

In Louisiana, there were 281,100 pregnant women and families with children under 6 years old not yet in kindergarten who could benefit from home visiting. These families included 360,500 children.

360,500
children

could benefit from
home visiting

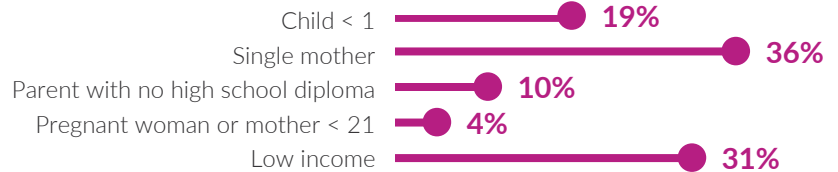
Of the 360,500 children who could benefit—

Infants < 1 year	Toddlers 1-2 years	Preschoolers 3-5 years
56,900 16%	125,600 35%	177,900 49%

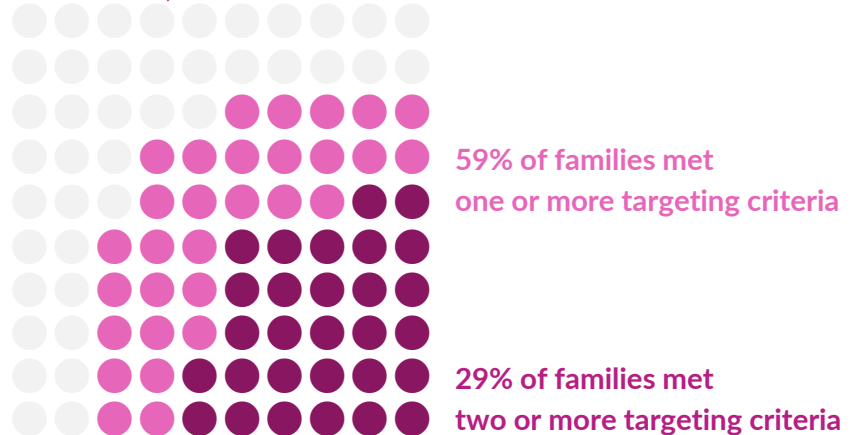
281,100
families

could benefit from
home visiting

Many home visiting services are geared toward particular subpopulations. The NHVRC estimated the percentage of families who could benefit in Louisiana who met the following targeting criteria:



Of the 281,100 families who could benefit—



Notes • Percentages may not add up to 100 due to rounding. • Public insurance includes Medicaid, CHIP, and TRICARE. • Low income is defined as family income below the federal poverty threshold. • Single mothers include single, never married mothers or pregnant women. • To protect confidentiality, race categories with fewer than five participants were combined with "Other" race. • ABC reports children served, families served, and home visits only. • EHS programs in LA include a combination of center-based and home-based services. EHS data are not included because home-based service data cannot be isolated from statewide data. • HIPPA public insurance also includes Early and Periodic Screening, Diagnostic and Treatment. • NFP includes MIECHV and non-MIECHV data for children served, families served, and home visits. All other data reflect participants receiving NFP services through MIECHV funding only. • PAT reports race and ethnicity of children. PAT primary language data are not included.

The NHVRC is led by James Bell Associates in partnership with the Urban Institute. Support is provided by the Heising-Simons Foundation and the Robert Wood Johnson Foundation. The views expressed here do not necessarily reflect the views of the foundations. For details about the methodology, see the 2018 Home Visiting Yearbook.



**National Home Visiting
Resource Center**
www.nhvrc.org