

Kentucky

Families Served Through Evidence-Based Home Visiting in 2017

Models implemented in Kentucky included Attachment and Biobehavioral Catch-Up, Early Head Start Home-Based Option, Family Check-Up, Health Access Nurturing Development Services, Home Instruction for Parents of Preschool Youngsters, and Parents as Teachers. Statewide, 135 local agencies operated at least one of these models.



198,592

home visits provided



10,208

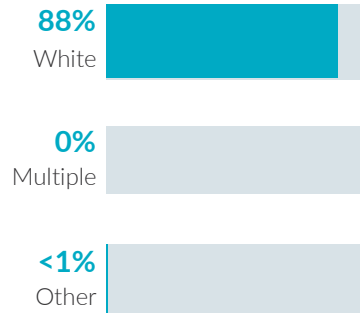
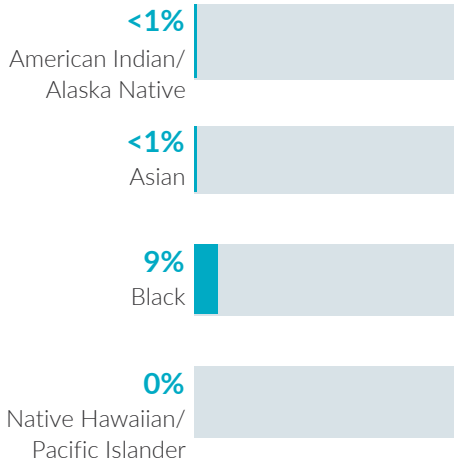
families served



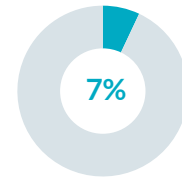
8,876

children served

Race

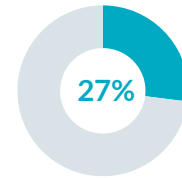


Ethnicity



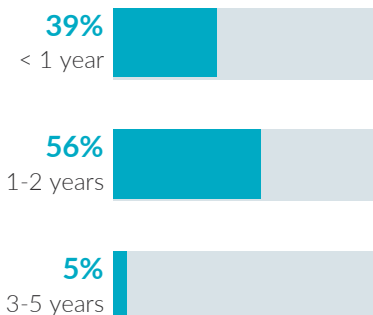
Hispanic or Latino

Caregiver education

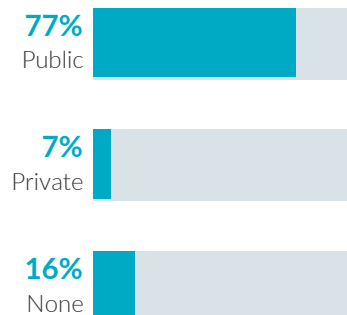


No high school diploma

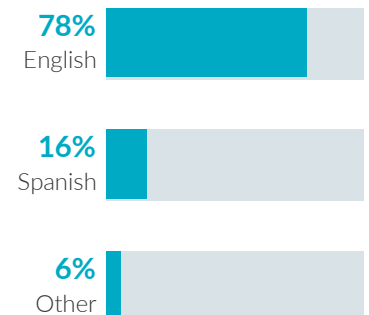
Child age



Child insurance status



Primary language



Kentucky

Potential Beneficiaries in 2017

In Kentucky, there were 257,900 pregnant women and families with children under 6 years old not yet in kindergarten who could benefit from home visiting. These families included 321,800 children.

321,800
children

could benefit from home visiting

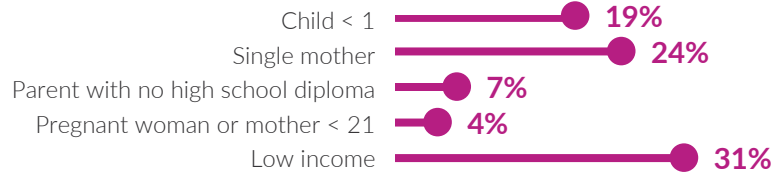
Of the 321,800 children who could benefit—

Infants < 1 year	Toddlers 1-2 years	Preschoolers 3-5 years
50,700 16%	106,200 33%	164,800 51%

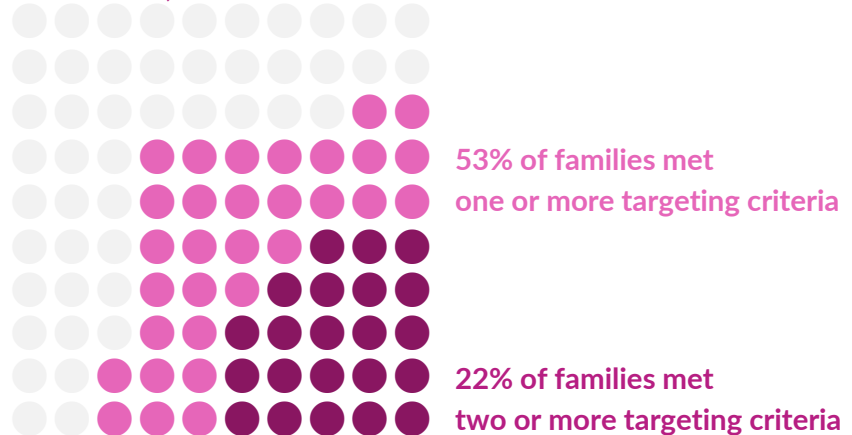
257,900
families

could benefit from home visiting

Many home visiting services are geared toward particular subpopulations. The NHVRC estimated the percentage of families who could benefit in Kentucky who met the following targeting criteria:



Of the 257,900 families who could benefit—



Notes • Percentages may not add up to 100 due to rounding. • Public insurance includes Medicaid, CHIP, and TRICARE. • Low income is defined as family income below the federal poverty threshold. • Single mothers include single, never married mothers or pregnant women. • To protect confidentiality, race categories with fewer than five participants were combined with "Other" race. • ABC reports children served, families served, and home visits only. • EHS programs in KY include a combination of center-based and home-based services. EHS data are not included because home-based service data cannot be isolated from statewide data. • FCU reports children served only. The number of children served was included as a proxy for families served. • HANDS does not report primary language. • HIPPY public insurance also includes Early and Periodic Screening, Diagnostic and Treatment. • PAT reports race and ethnicity of children. PAT primary language data are not included.

The NHVRC is led by James Bell Associates in partnership with the Urban Institute. Support is provided by the Heising-Simons Foundation and the Robert Wood Johnson Foundation. The views expressed here do not necessarily reflect the views of the foundations. For details about the methodology, see the 2018 Home Visiting Yearbook.



National Home Visiting
Resource Center
www.nhvrc.org