



National Home Visiting
Resource Center

*Helping Children &
Families Thrive*

2020

Home Visiting Yearbook

An Overview

The *2020 Home Visiting Yearbook* presents 2019 data on early childhood home visiting, a proven service delivery strategy that helps children and families thrive. It builds on past National Home Visiting Resource Center (NHVRC) publications to present an up-to-date look at home visiting in action and to continue answering critical questions.

- ✔ Where are home visiting programs located?
- ✔ How many families and children are being served by home visiting, and how many more could benefit?
- ✔ What do we know about home visiting models?
- ✔ Who provides home visiting?
- ✔ What is happening in the states?



About Home Visiting

Home visiting connects expectant parents and parents of young children with a designated support person who guides them through the early stages of raising a family. For many, it is a bridge to becoming the kind of parents they want to be so they can unlock their child's potential. Home visiting is voluntary and tailored to meet families where they are—all at no cost to participants.

2020 Yearbook Highlights

- ✔ Evidence-based home visiting was implemented in all 50 states, the District of Columbia, 5 territories, 22 tribal communities, and 52 percent of U.S. counties in 2019.
- ✔ In 2019, more than 298,000 families received evidence-based home visiting services over the course of nearly 3.2 million home visits.
- ✔ An additional 36,534 families received home visiting services through 9 emerging models that provided more than 511,000 home visits in 2019.
- ✔ Home visitors and supervisors receive training to deliver voluntary services to families and young children in their homes. In 2019, more than 23,000 home visitors and supervisors delivered evidence-based services nationwide.
- ✔ Of the approximately 18 million pregnant women and families (including more than 23 million children) who could benefit from home visiting, roughly 300,000 received services in 2019.
- ✔ In the 10 years since its inception, the federal Maternal, Infant, and Early Childhood Home Visiting Program (MIECHV) has strengthened home visiting by supporting services, research, and local infrastructure.
- ✔ In 2019, MIECHV helped fund services for more than 80,700 families in states, territories, and tribal communities—a portion of the total families served by home visiting that year.
- ✔ States continue to support home visiting by combining funds from tobacco settlements and taxes, lotteries, and budget line items. With limited resources, states are working to expand the reach of home visiting and serve as many families as they can in a way that makes sense on a local level.

The following pages offer a look at the families served by evidence-based home visiting in 2019 and the children and families who could benefit. The information presented is likely an undercount due to the impact of the COVID-19 pandemic on data collection. Read the full *2020 Home Visiting Yearbook*, including our complete statement on COVID-19, on our website (<https://nhvrc.org/yearbook/2020-yearbook>).

NHVRC NATIONAL PROFILE

Families Served Through Evidence-Based Home Visiting



3,197,784

home visits provided



298,979

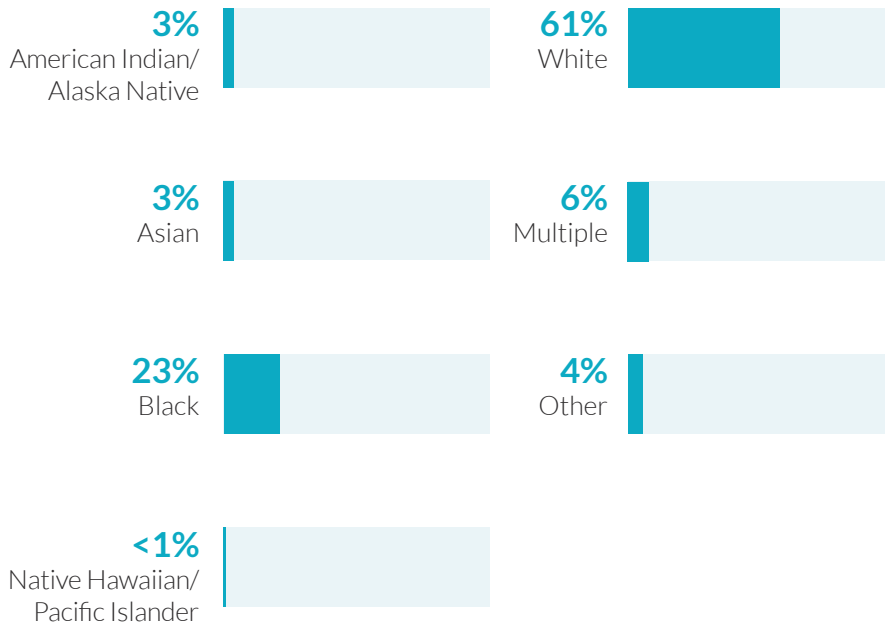
families served



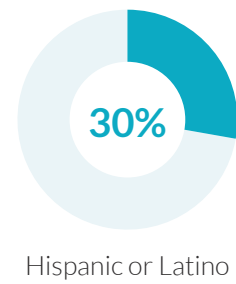
326,430

children served

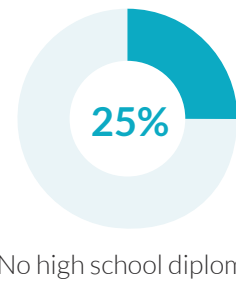
Race



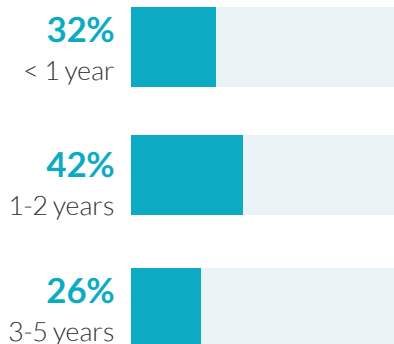
Ethnicity



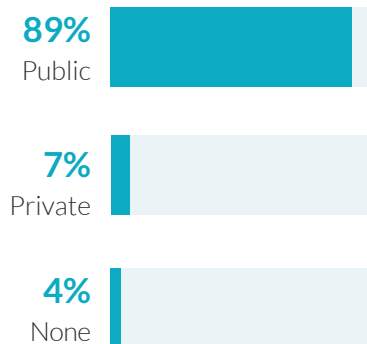
Caregiver education



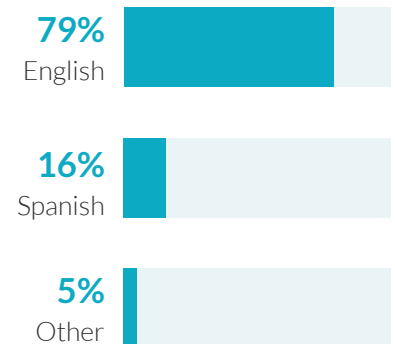
Child age



Child insurance status



Primary language



NHVRC NATIONAL PROFILE

Potential Beneficiaries

23,080,300
children

could benefit from home visiting

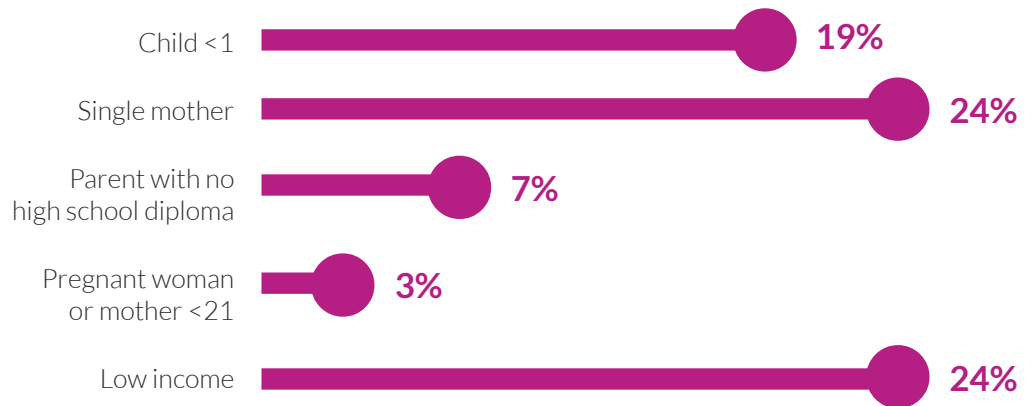
Of the 23.1 million children who could benefit—

Infants <1 year	Toddlers 1-2 years	Preschoolers 3-5 years
3,746,900 16%	7,899,200 34%	11,434,300 50%

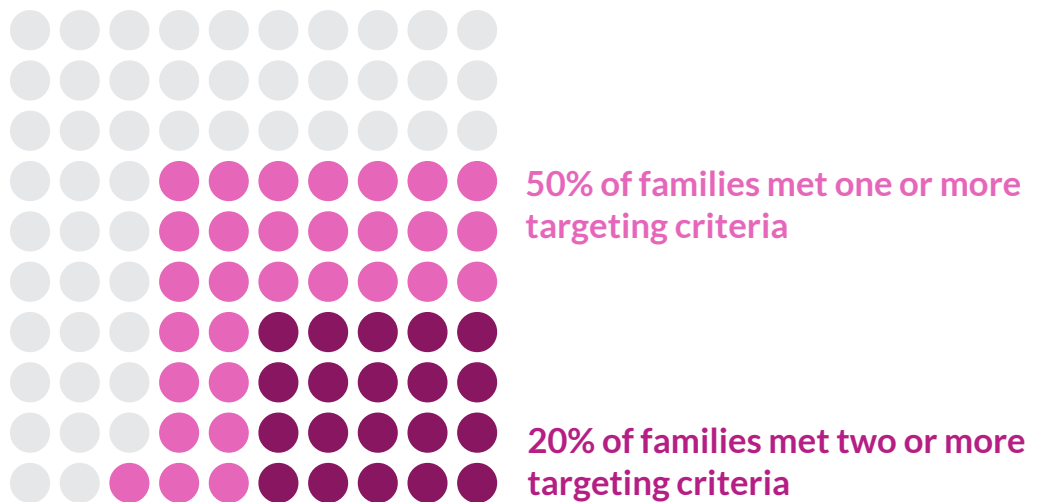
17,790,900
families

could benefit from home visiting

Many home visiting services are geared toward particular subpopulations. The NHVRC estimated the percentage of families who could benefit nationally who met the following targeting criteria:



Of the 17.8 million families who could benefit—



nhvrc.org | info@nhvrc.org | [f NHVRC](https://www.facebook.com/NHVRC) | [@NationalHVRC](https://twitter.com/NationalHVRC)

The NHVRC is led by James Bell Associates in partnership with the Urban Institute. Support is provided by the Heising-Simons Foundation and the Robert Wood Johnson Foundation. The views expressed here do not necessarily reflect the views of the foundations.