

Wyoming

Families Served Through Evidence-Based Home Visiting in 2023

Models implemented in Wyoming included Early Head Start Home-Based Option, Family Spirit, Maternal Early Childhood Sustained Home-Visiting, and Parents as Teachers. Statewide, 34 local agencies operated at least one of these models.



9,320

home visits provided
including 567 virtual visits



1,312

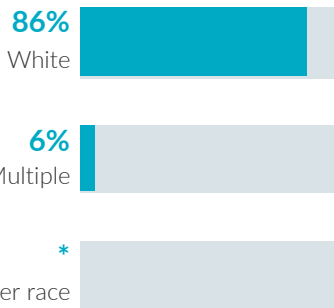
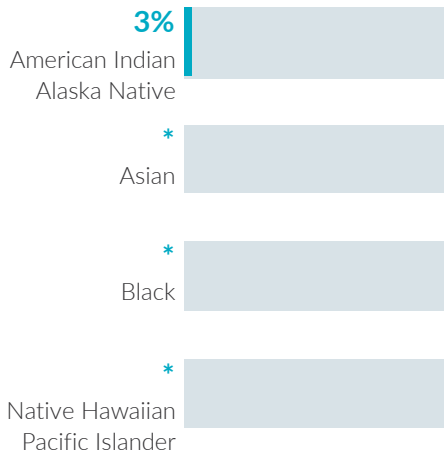
families served



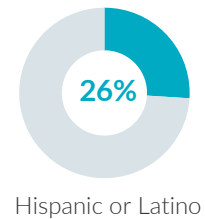
1,382

children served

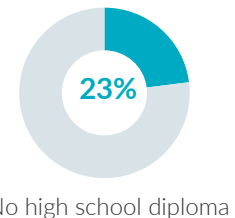
Race



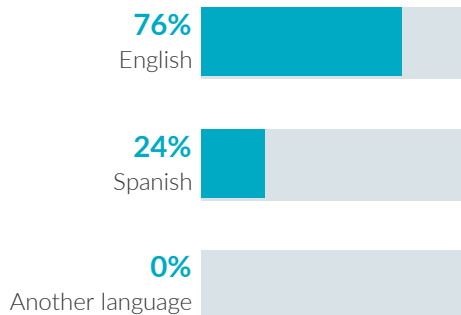
Ethnicity



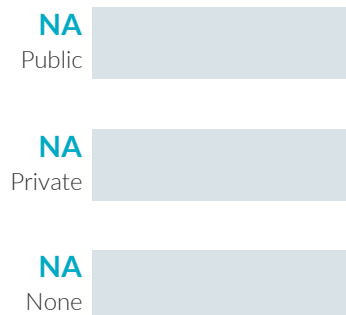
Caregiver education



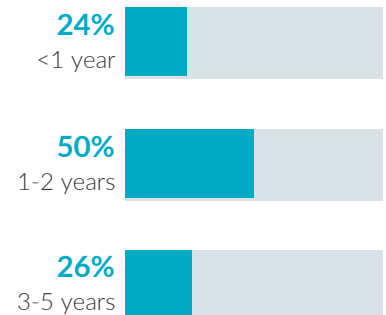
Primary language



Child insurance status



Child age



Wyoming

Potential Beneficiaries in 2023

In Wyoming, there were 31,200 pregnant women and families with children under 6 years old not yet in kindergarten who could benefit from home visiting. These families included 38,600 children.

38,600
children

could benefit from home visiting

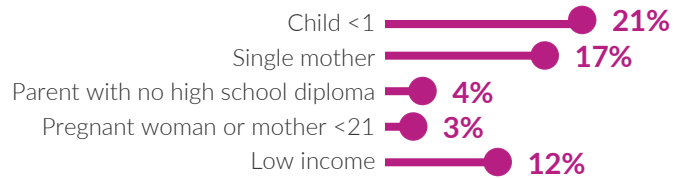
Of the 38,600 children who could benefit—

Infants <1 year	Toddlers 1-2 years	Preschoolers 3-5 years
5,700 15%	12,800 33%	20,100 52%

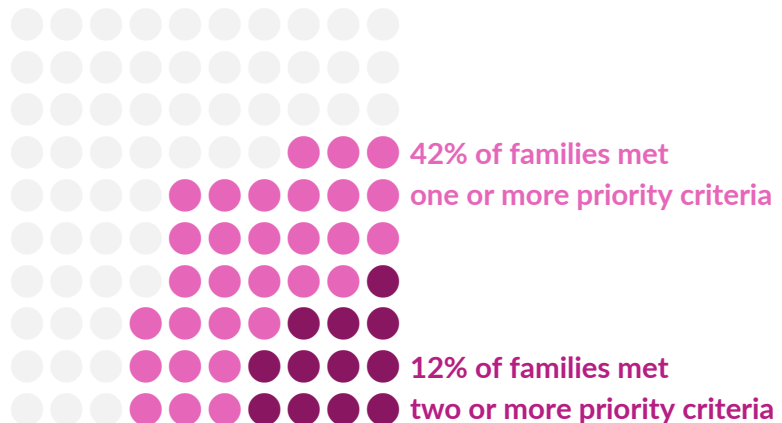
31,200
families

could benefit from home visiting

Many home visiting services are geared toward particular subpopulations. The NHVRC estimated the percentage of families who could benefit in Wyoming who met the following priority criteria:



Of the 31,200 families who could benefit—



NHVRC State Profiles present data provided by evidence-based models, which include both MIECHV and non-MIECHV data. This State Profile includes participant data from the following evidence-based models: EHS, MECOSH, and PAT. • Missing and unknown data were not included in calculations. • Percentages may not add to 100 due to rounding. • To protect confidentiality, race and ethnicity categories with 10 or fewer participants were replaced with *. • Public insurance includes Medicaid, CHIP, and TRICARE. • Low income is defined as family income below the federal poverty threshold. • Single mothers include single, never married mothers or pregnant women. • EHS data may be underreported. Data include EHS programs that provided home-based services only. EHS did not report home visits. Data for child insurance status were not included. • MECOSH reported children served, families served, total home visits, and virtual home visits only. • PAT data for child insurance status and primary language were not included.

The NHVRC is a partnership of James Bell Associates and the Urban Institute. Support is provided by the Heising-Simons Foundation. The views expressed here do not necessarily reflect the views of the foundation. For a detailed methodology, see the 2024 Home Visiting Yearbook.



National Home Visiting
Resource Center
www.nhvrc.org