

Washington

Families Served Through Evidence-Based Home Visiting in 2023

Models implemented in Washington included Attachment and Biobehavioral Catch-Up, Early Head Start Home-Based Option, Family Connects, Family Spirit, Nurse-Family Partnership, Parents as Teachers, and Promoting First Relationships. Statewide, 71 local agencies operated at least one of these models.



58,979

home visits provided
including 15,383 virtual visits



6,899

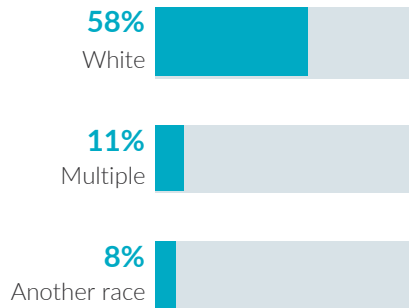
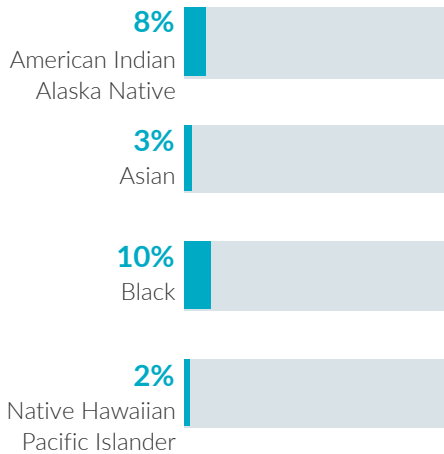
families served



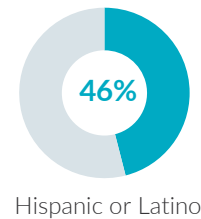
6,910

children served

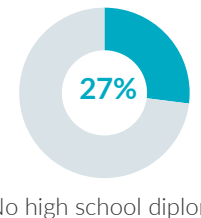
Race



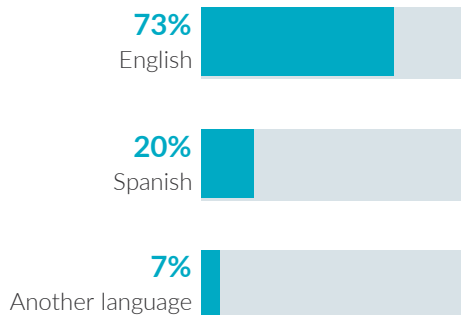
Ethnicity



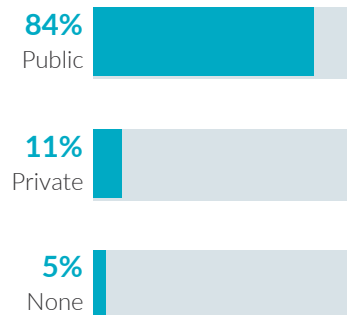
Caregiver education



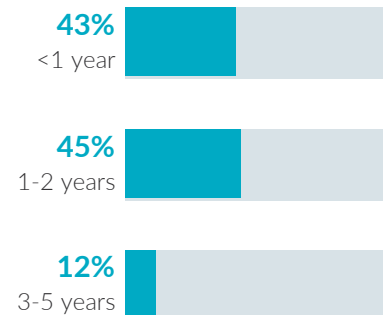
Primary language



Child insurance status



Child age



Washington

Potential Beneficiaries in 2023

In Washington, there were 420,400 pregnant women and families with children under 6 years old not yet in kindergarten who could benefit from home visiting. These families included 517,200 children.

517,200
children

could benefit from home visiting

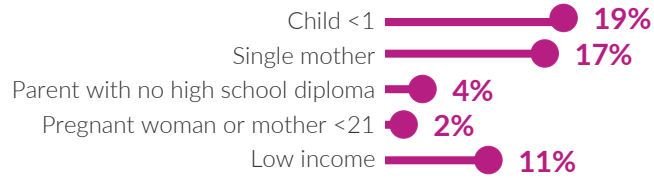
Of the 517,200 children who could benefit—

Infants <1 year	Toddlers 1-2 years	Preschoolers 3-5 years
78,700 15%	172,100 33%	266,400 52%

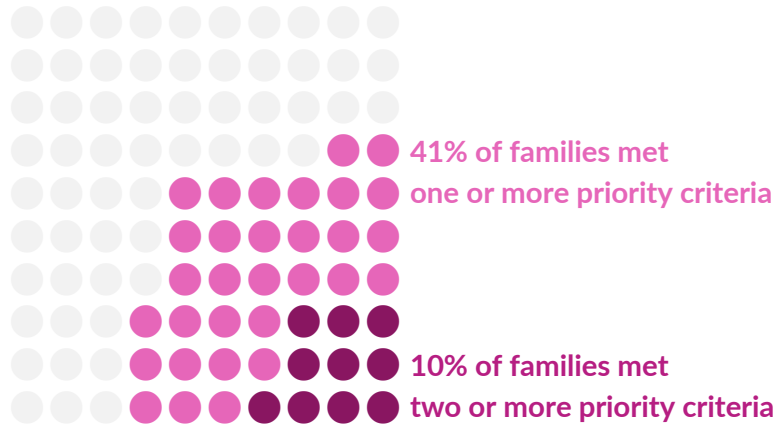
420,400
families

could benefit from home visiting

Many home visiting services are geared toward particular subpopulations. The NHVRC estimated the percentage of families who could benefit in Washington who met the following priority criteria:



Of the 420,400 families who could benefit—



NHVRC State Profiles present data provided by evidence-based models, which include both MIECHV and non-MIECHV data. This State Profile includes participant data from the following evidence-based models: EHS, Family Connects, Family Spirit, NFP, PAT, and PFR. • Missing and unknown data were not included in calculations. • Percentages may not add to 100 due to rounding. • Public insurance includes Medicaid, CHIP, and TRICARE. • Low income is defined as family income below the federal poverty threshold. • Single mothers include single, never married mothers or pregnant women. • EHS data may be underreported. Data include EHS programs that provided home-based services only. EHS did not report home visits. Data for child insurance status were not included. • Family Spirit reported children served, families served, total home visits, and virtual home visits only. • PAT data for child insurance status and primary language were not included. • PFR reported children served, families served, total home visits, and virtual home visits only.

The NHVRC is a partnership of James Bell Associates and the Urban Institute. Support is provided by the Heising-Simons Foundation. The views expressed here do not necessarily reflect the views of the foundation. For a detailed methodology, see the *2024 Home Visiting Yearbook*.



National Home Visiting
Resource Center
www.nhvrc.org