

# South Dakota

## Families Served Through Evidence-Based Home Visiting in 2023

Models implemented in South Dakota included Early Head Start Home-Based Option, Family Check-Up, Family Spirit, Nurse-Family Partnership, and Parents as Teachers. Statewide, 15 local agencies operated at least one of these models.



**6,752**

home visits provided  
*including 1,109 virtual visits*



**1,284**

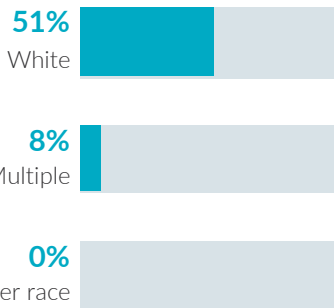
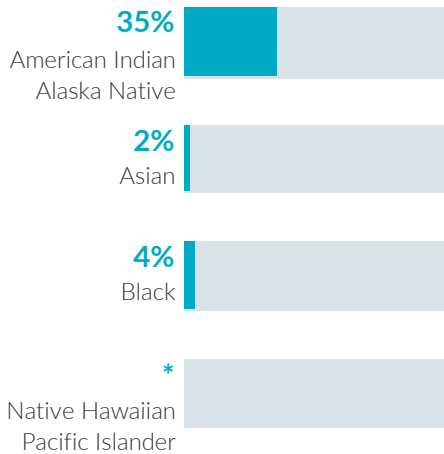
families served



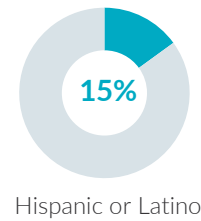
**1,011**

children served

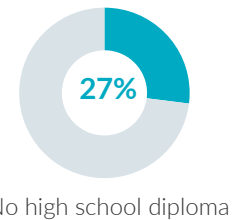
### Race



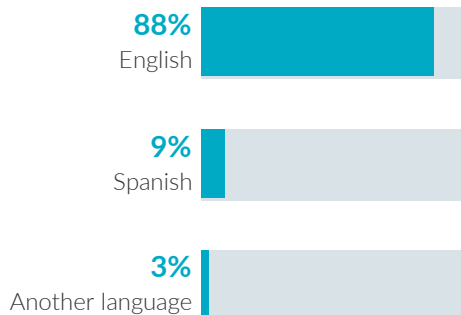
### Ethnicity



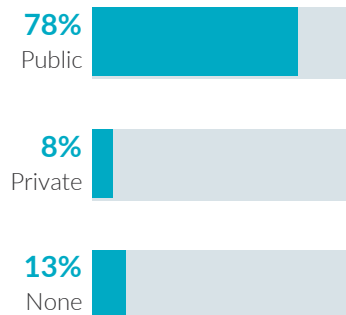
### Caregiver education



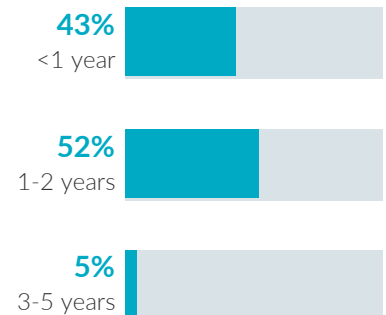
### Primary language



### Child insurance status



### Child age



# South Dakota

## Potential Beneficiaries in 2023

In South Dakota, there were 49,800 pregnant women and families with children under 6 years old not yet in kindergarten who could benefit from home visiting. These families included 67,300 children.

**67,300**  
**children**

could benefit from home visiting

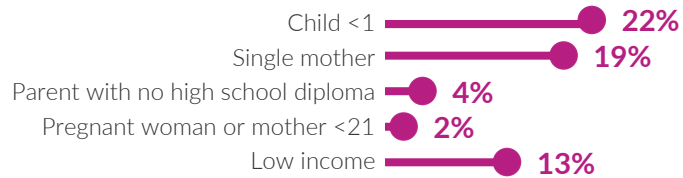
### Of the 67,300 children who could benefit—

Infants <1 year	Toddlers 1-2 years	Preschoolers 3-5 years
<b>11,100</b> <b>16%</b>	<b>22,400</b> <b>33%</b>	<b>33,900</b> <b>50%</b>

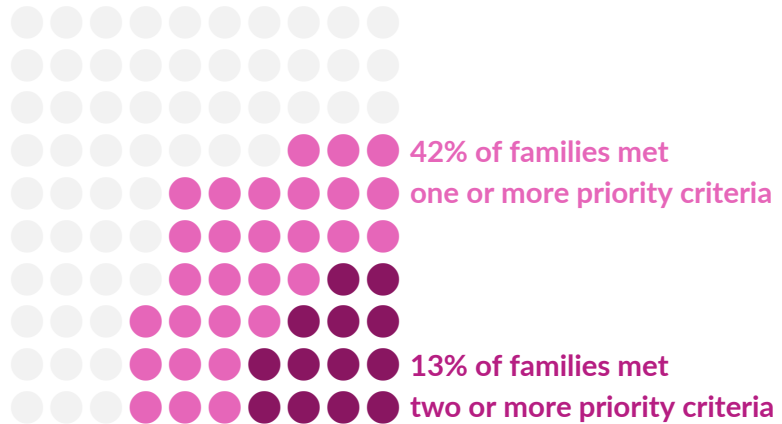
**49,800**  
**families**

could benefit from home visiting

Many home visiting services are geared toward particular subpopulations. The NHVRC estimated the percentage of families who could benefit in South Dakota who met the following priority criteria:



### Of the 49,800 families who could benefit—



NHVRC State Profiles present data provided by evidence-based models, which include both MIECHV and non-MIECHV data. This State Profile includes participant data from the following evidence-based models: EHS, Family Spirit, NFP, and PAT. • Missing and unknown data were not included in calculations. • Percentages may not add to 100 due to rounding. • To protect confidentiality, race and ethnicity categories with 10 or fewer participants were replaced with \*. • Public insurance includes Medicaid, CHIP, and TRICARE. • Low income is defined as family income below the federal poverty threshold. • Single mothers include single, never married mothers or pregnant women. • EHS data may be underreported. Data include EHS programs that provided home-based services only. EHS did not report home visits. Data for child insurance status were not included. • Family Spirit reported children served, families served, total home visits, and virtual home visits only. • PAT data for child insurance status and primary language were not included.

