

Pennsylvania

Families Served Through Evidence-Based Home Visiting in 2023

Models implemented in Pennsylvania included Attachment and Biobehavioral Catch-Up, Child First, Early Head Start Home-Based Option, Family Check-Up, Healthy Families America, Nurse-Family Partnership, Parents as Teachers, and SafeCare Augmented. Statewide, 132 local agencies operated at least one of these models.



126,474

home visits provided
including 24,809 virtual visits



14,149

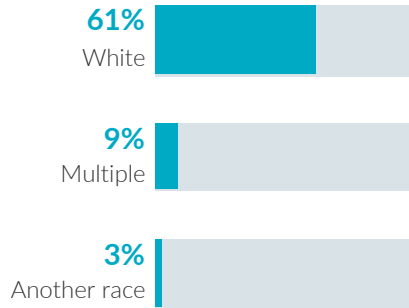
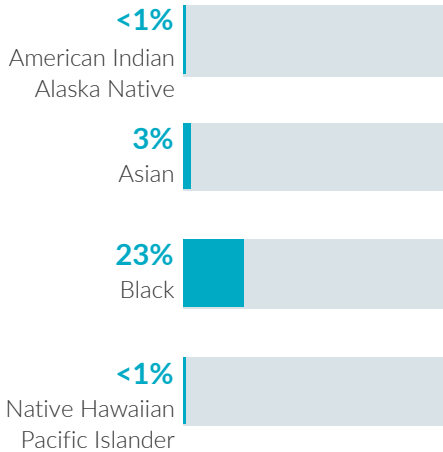
families served



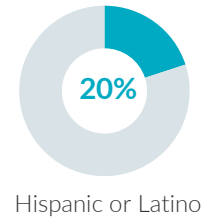
16,030

children served

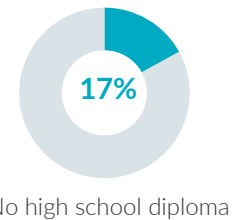
Race



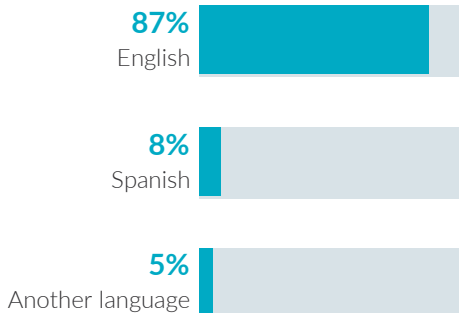
Ethnicity



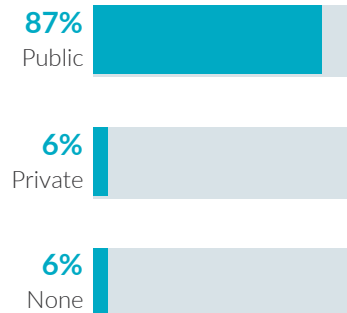
Caregiver education



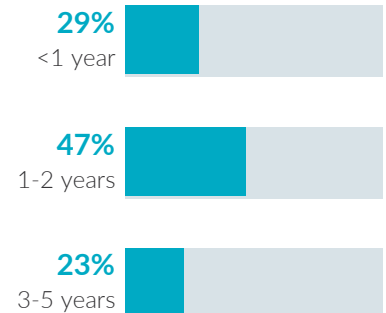
Primary language



Child insurance status



Child age



Pennsylvania

Potential Beneficiaries in 2023

In Pennsylvania, there were 634,000 pregnant women and families with children under 6 years old not yet in kindergarten who could benefit from home visiting. These families included 805,900 children.

805,900
children

could benefit from home visiting

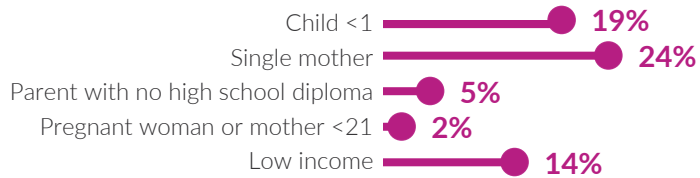
Of the 805,900 children who could benefit—

Infants <1 year	Toddlers 1-2 years	Preschoolers 3-5 years
127,100 16%	271,800 34%	407,000 51%

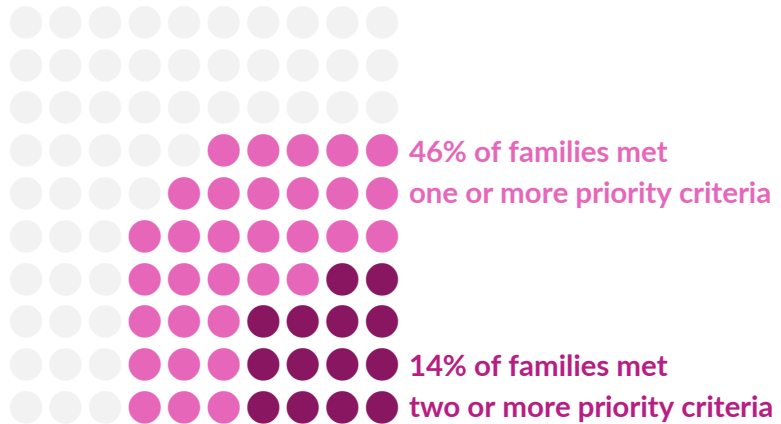
634,000
families

could benefit from home visiting

Many home visiting services are geared toward particular subpopulations. The NHVRC estimated the percentage of families who could benefit in Pennsylvania who met the following priority criteria:



Of the 634,000 families who could benefit—



NHVRC State Profiles present data provided by evidence-based models, which include both MIECHV and non-MIECHV data. This State Profile includes participant data from the following evidence-based models: ABC, Child First, EHS, HFA, NFP, PAT, and SafeCare Augmented. • Missing and unknown data were not included in calculations. • Percentages may not add to 100 due to rounding. • Public insurance includes Medicaid, CHIP, and TRICARE. • Low income is defined as family income below the federal poverty threshold. • Single mothers include single, never married mothers or pregnant women. • ABC data for child insurance status were not included. Data are reported for the ABC-Infant program. • EHS data may be underreported. Data include EHS programs that provided home-based services only. EHS did not report home visits. Data for child insurance status were not included. • HFA data for private insurance include other forms of health insurance. • PAT data for child insurance status and primary language were not included. • SafeCare Augmented reported primary language, ethnicity, race, and families served only. The number of families served was included as a proxy for children served.

The NHVRC is a partnership of James Bell Associates and the Urban Institute. Support is provided by the Heising-Simons Foundation. The views expressed here do not necessarily reflect the views of the foundation. For a detailed methodology, see the *2024 Home Visiting Yearbook*.



National Home Visiting
Resource Center
www.nhvrc.org