

Oklahoma

Families Served Through Evidence-Based Home Visiting in 2023

Models implemented in Oklahoma included Attachment and Biobehavioral Catch-Up, Early Head Start Home-Based Option, Family Connects, Family Spirit, Healthy Families America, Nurse-Family Partnership, Parents as Teachers, and SafeCare Augmented. Statewide, 51 local agencies operated at least one of these models.



36,067

home visits provided
including 6,476 virtual visits



6,592

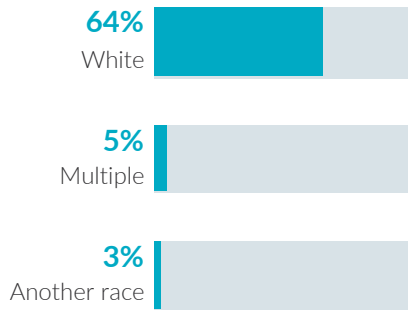
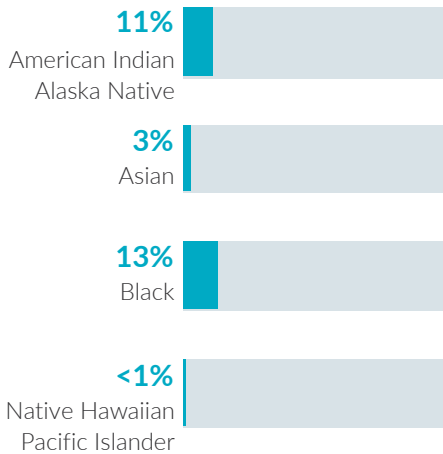
families served



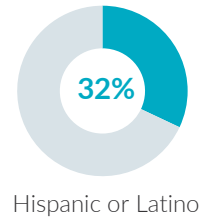
6,296

children served

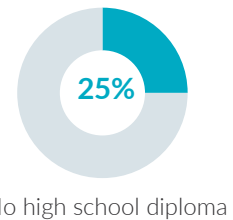
Race



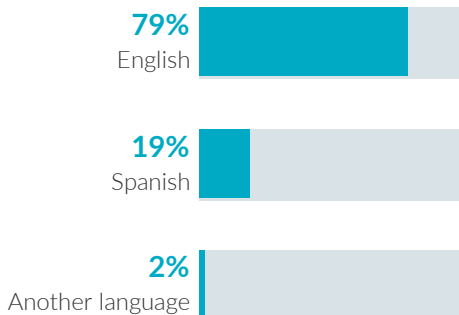
Ethnicity



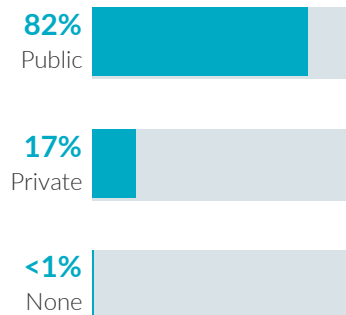
Caregiver education



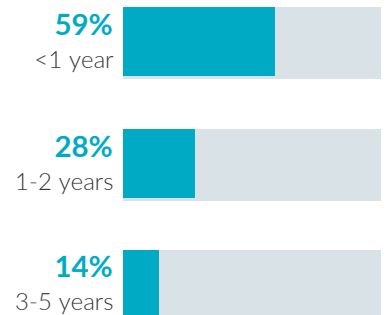
Primary language



Child insurance status



Child age



Oklahoma

Potential Beneficiaries in 2023

In Oklahoma, there were 225,300 pregnant women and families with children under 6 years old not yet in kindergarten who could benefit from home visiting. These families included 289,000 children.

289,000
children

could benefit from home visiting

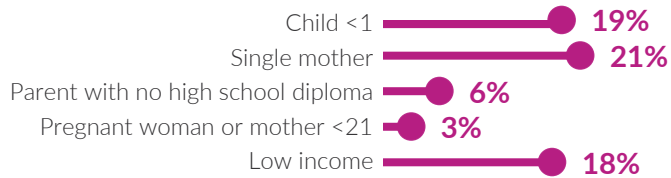
Of the 289,000 children who could benefit—

Infants <1 year	Toddlers 1-2 years	Preschoolers 3-5 years
44,400 15%	98,500 34%	146,000 51%

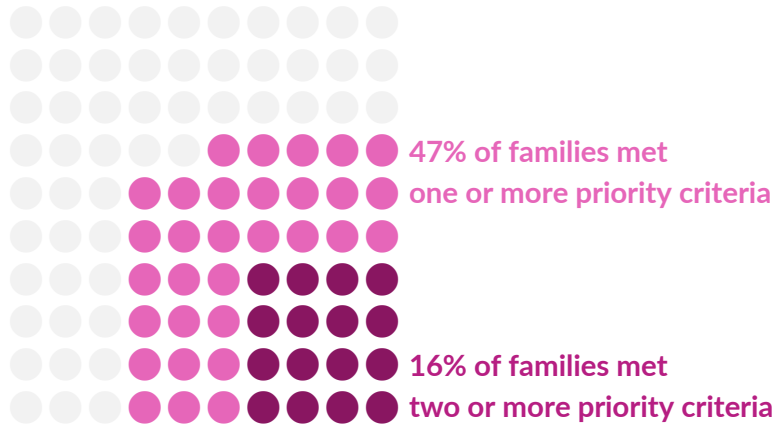
225,300
families

could benefit from home visiting

Many home visiting services are geared toward particular subpopulations. The NHVRC estimated the percentage of families who could benefit in Oklahoma who met the following priority criteria:



Of the 225,300 families who could benefit—



NHVRC State Profiles present data provided by evidence-based models, which include both MIECHV and non-MIECHV data. This State Profile includes participant data from the following evidence-based models: ABC, Family Connects, Family Spirit, HFA, NFP, PAT, and SafeCare Augmented.

- NFP data in OK came from state data.
- Missing and unknown data were not included in calculations.
- Percentages may not add to 100 due to rounding.
- Public insurance includes Medicaid, CHIP, and TRICARE.
- Low income is defined as family income below the federal poverty threshold.
- Single mothers include single, never married mothers or pregnant women.
- ABC data for child insurance status were not included. Data are reported for the ABC-Infant program.
- Family Spirit reported children served, families served, total home visits, and virtual home visits only.
- HFA data for private insurance include other forms of health insurance.
- PAT data for child insurance status and primary language were not included.
- SafeCare Augmented reported primary language, ethnicity, race, and families served only. The number of families served was included as a proxy for children served.

The NHVRC is a partnership of James Bell Associates and the Urban Institute. Support is provided by the Heising-Simons Foundation. The views expressed here do not necessarily reflect the views of the foundation. For a detailed methodology, see the 2024 Home Visiting Yearbook.



National Home Visiting
Resource Center
www.nhvrc.org