

New Mexico

Families Served Through Evidence-Based Home Visiting in 2023

Models implemented in New Mexico included Early Head Start Home-Based Option, Family Connects, Family Spirit, Healthy Families America, Nurse-Family Partnership, Parents as Teachers, and Promoting First Relationships. Statewide, 48 local agencies operated at least one of these models.



55,795

home visits provided
including 23,099 virtual visits



4,522

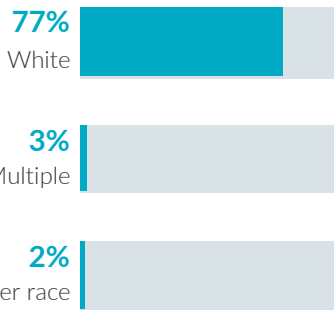
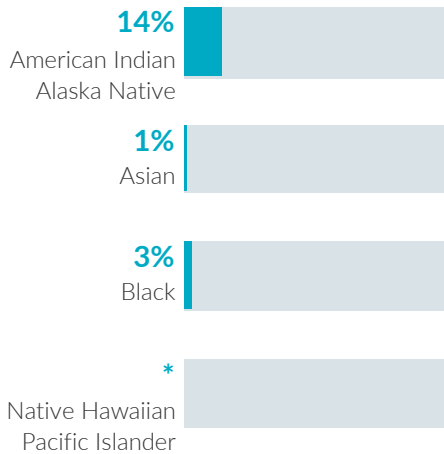
families served



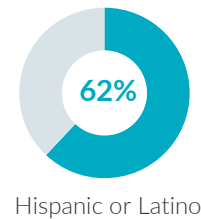
4,928

children served

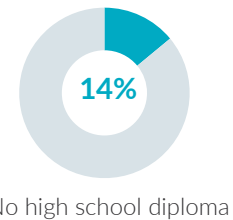
Race



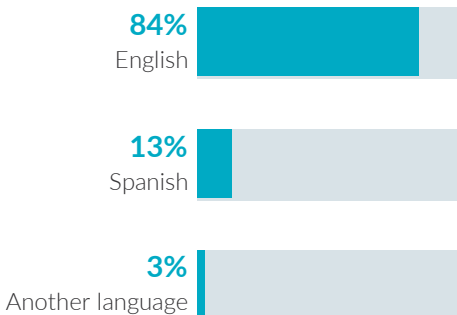
Ethnicity



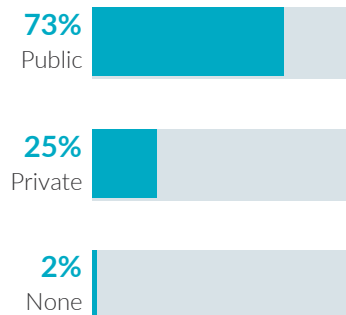
Caregiver education



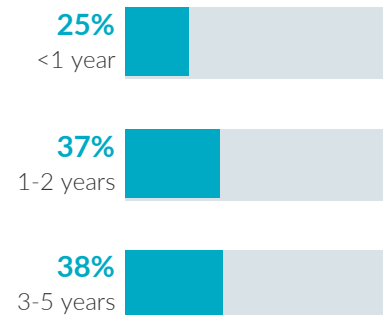
Primary language



Child insurance status



Child age



New Mexico

Potential Beneficiaries in 2023

In New Mexico, there were 106,200 pregnant women and families with children under 6 years old not yet in kindergarten who could benefit from home visiting. These families included 136,300 children.

136,300
children

could benefit from home visiting

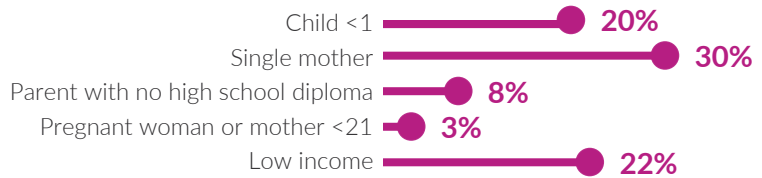
Of the 136,300 children who could benefit—

Infants <1 year	Toddlers 1-2 years	Preschoolers 3-5 years
21,700 16%	44,900 33%	69,700 51%

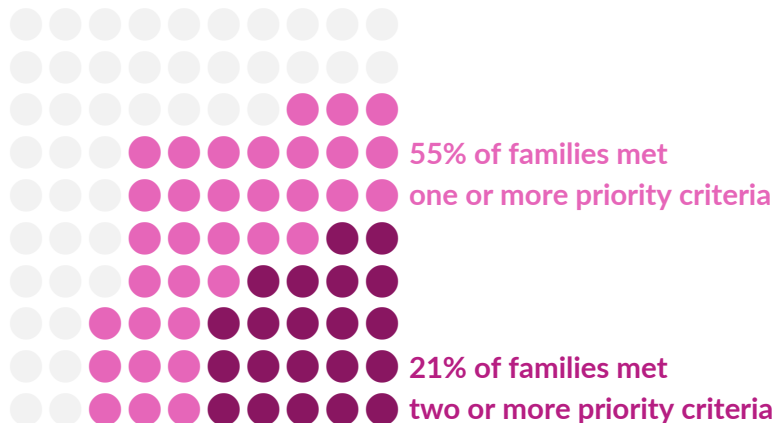
106,200
families

could benefit from home visiting

Many home visiting services are geared toward particular subpopulations. The NHVRC estimated the percentage of families who could benefit in New Mexico who met the following priority criteria:



Of the 106,200 families who could benefit—



NHVRC State Profiles present data provided by evidence-based models, which include both MIECHV and non-MIECHV data. This State Profile includes participant data from the following evidence-based models: Family Connects, Family Spirit, HFA, NFP, PAT, and PFR. • Missing and unknown data were not included in calculations. • Percentages may not add to 100 due to rounding. • To protect confidentiality, race and ethnicity categories with 10 or fewer participants were replaced with *. • Public insurance includes Medicaid, CHIP, and TRICARE. • Low income is defined as family income below the federal poverty threshold. • Single mothers include single, never married mothers or pregnant women. • Family Spirit reported children served, families served, total home visits, and virtual home visits only. • HFA data for private insurance include other forms of health insurance. • PAT data for child insurance status and primary language were not included. • PFR reported children served, families served, total home visits, and virtual home visits only.

The NHVRC is a partnership of James Bell Associates and the Urban Institute. Support is provided by the Heising-Simons Foundation. The views expressed here do not necessarily reflect the views of the foundation. For a detailed methodology, see the 2024 Home Visiting Yearbook.



National Home Visiting
Resource Center
www.nhvrc.org