


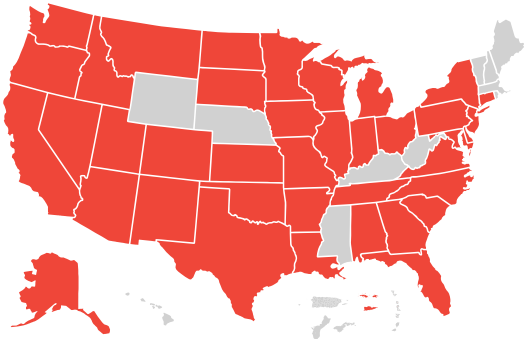


Nurse-Family Partnership

[Nurse-Family Partnership](#) seeks to improve participants' lives in three key areas: pregnancy outcomes (by helping women improve prenatal health), child health and development (by helping parents provide sensitive and competent caregiving), and parents' life trajectories (by helping them develop a vision for their future, plan subsequent pregnancies, continue their education, and find work).

<p>What is the model's approach to providing home visiting services?</p>	<p>Home visits take place based on a family's level of need and a child's age. Services are provided until the child's second birthday. Nurse-Family Partnership requires families to initiate services prenatally by the 28th week of pregnancy.</p> <p>Nurse-Family Partnership's service population includes the following:</p> <ul style="list-style-type: none">  Expectant caregivers  Families with low incomes or limited resources  First-time caregivers
<p>Who is implementing the model?</p>	<p>Home Visitors</p> <p>Nurse-Family Partnership was implemented by 1,784 home visitors in 2023. The model requires a bachelor's degree in nursing for home visitors. The minimum caseload requirement for home visitors is 25 families.</p> <p>Supervisors</p> <p>Nurse-Family Partnership was implemented by 371 supervisors in 2023. The model requires a bachelor's degree in nursing for supervisors; a master's degree in nursing is recommended.</p>
<p>Where is the model implemented?</p>	<div style="display: flex; align-items: center;">  <div> <p>Nurse-Family Partnership operated in 276 local agencies across 39 states, the District of Columbia, and the U.S. Virgin Islands in 2023. Nurse-Family Partnership also operated outside the United States and its territories in Australia, Bulgaria, Canada, England, Northern Ireland, Norway, and Scotland in 2023.</p> </div> </div>



Nurse-Family Partnership

Families Served Through Evidence-Based Home Visiting in 2023



572,985

home visits provided
including 175,281 virtual visits



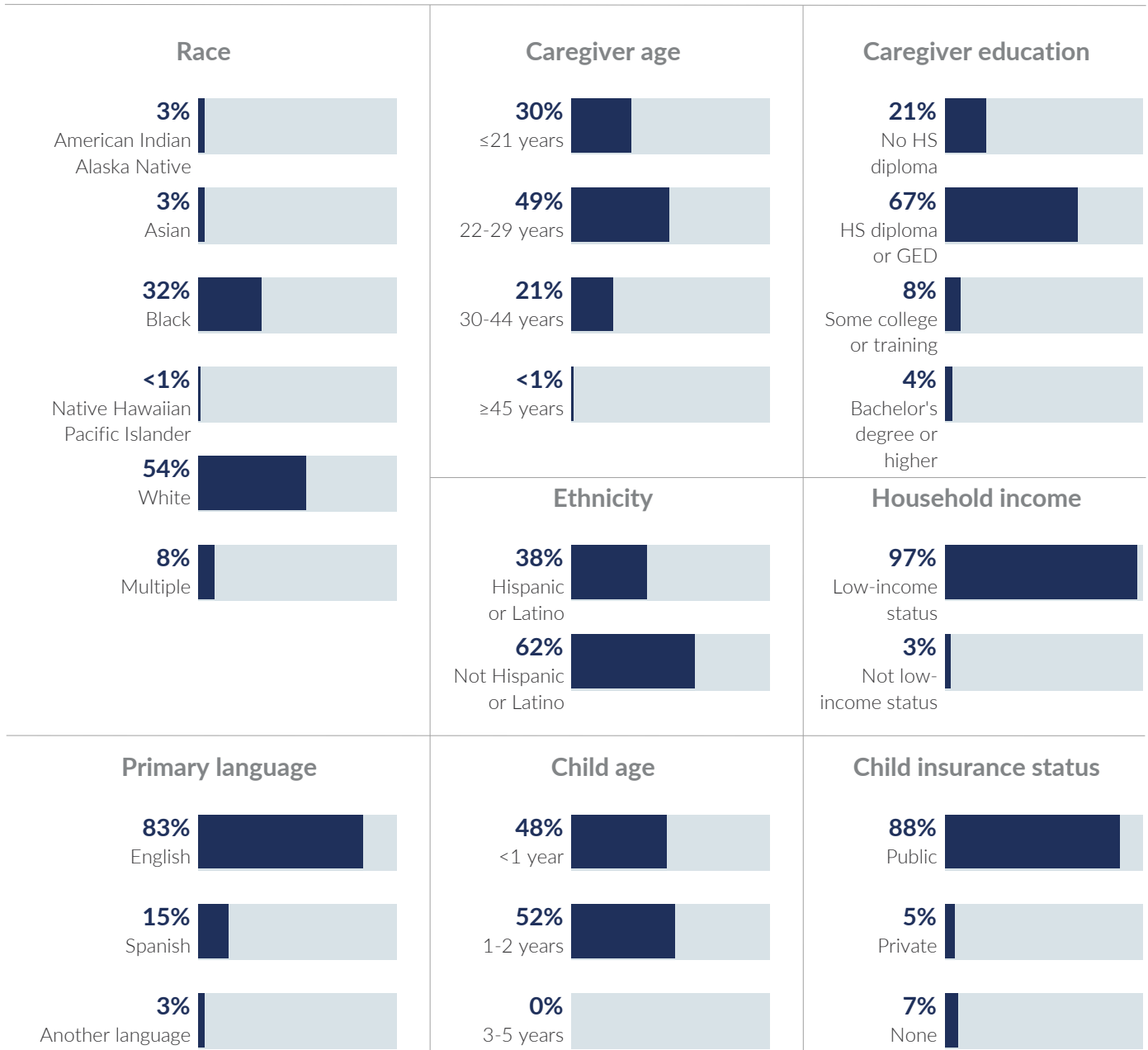
53,852

families served



41,998

children served



Percentages may not add to 100 due to rounding. • Missing and unknown data were not included in calculations.