

North Carolina

Families Served Through Evidence-Based Home Visiting in 2023

Models implemented in North Carolina included Attachment and Biobehavioral Catch-Up, Child First, Early Head Start Home-Based Option, Family Connects, Healthy Families America, Home Instruction for Parents of Preschool Youngsters, Nurse-Family Partnership, Parents as Teachers, and Promoting First Relationships. Statewide, 95 local agencies operated at least one of these models.



82,207

home visits provided
including 19,700 virtual visits



11,325

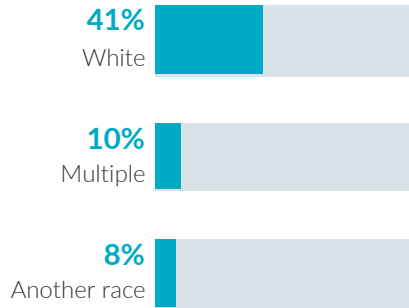
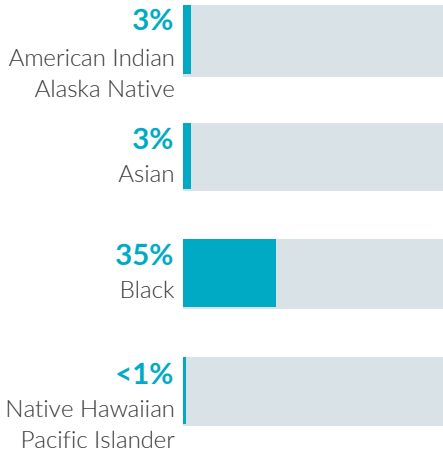
families served



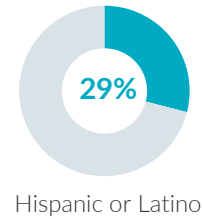
11,343

children served

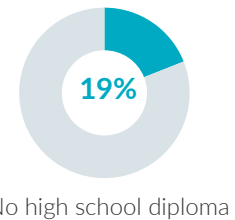
Race



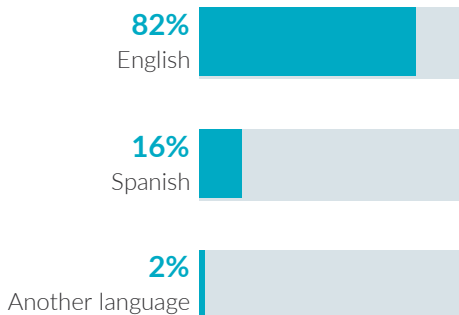
Ethnicity



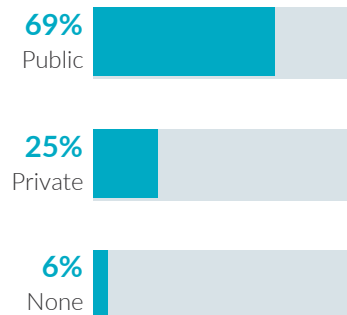
Caregiver education



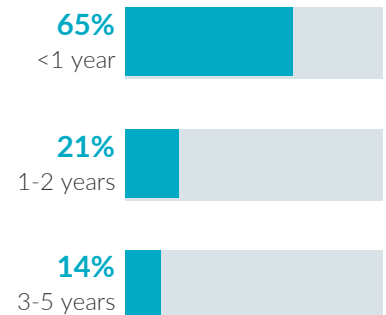
Primary language



Child insurance status



Child age



North Carolina

Potential Beneficiaries in 2023

In North Carolina, there were 550,400 pregnant women and families with children under 6 years old not yet in kindergarten who could benefit from home visiting. These families included 691,300 children.

691,300
children

could benefit from
home visiting

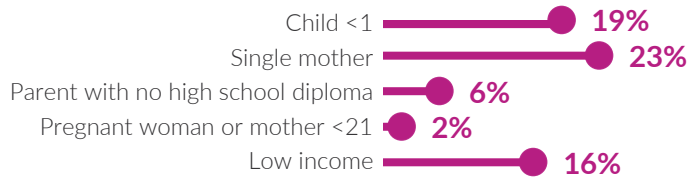
Of the 691,300 children who could benefit—

Infants <1 year	Toddlers 1-2 years	Preschoolers 3-5 years
106,200 15%	234,200 34%	350,900 51%

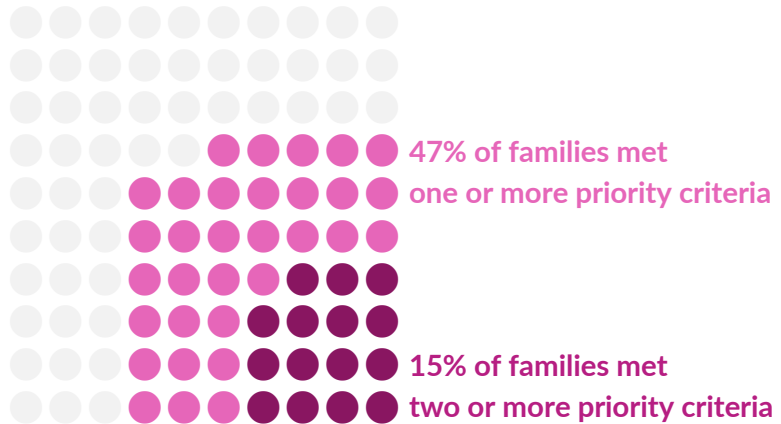
550,400
families

could benefit from
home visiting

Many home visiting services are geared toward particular subpopulations. The NHVRC estimated the percentage of families who could benefit in North Carolina who met the following priority criteria:



Of the 550,400 families who could benefit—



NHVRC State Profiles present data provided by evidence-based models, which include both MIECHV and non-MIECHV data. This State Profile includes participant data from the following evidence-based models: ABC, Child First, EHS, Family Connects, HFA, HIPPIY, NFP, PAT, and PFR. • Missing and unknown data were not included in calculations. • Percentages may not add to 100 due to rounding. • Public insurance includes Medicaid, CHIP, and TRICARE. • Low income is defined as family income below the federal poverty threshold. • Single mothers include single, never married mothers or pregnant women. • ABC data for child insurance status were not included. Data are reported for the ABC-Infant program. • EHS data may be underreported. Data include EHS programs that provided home-based services only. EHS did not report home visits. Data for child insurance status were not included. • HFA data for private insurance include other forms of health insurance. • PAT data for child insurance status and primary language were not included. • PFR reported children served, families served, total home visits, and virtual home visits only.

The NHVRC is a partnership of James Bell Associates and the Urban Institute. Support is provided by the Heising-Simons Foundation. The views expressed here do not necessarily reflect the views of the foundation. For a detailed methodology, see the 2024 Home Visiting Yearbook.



National Home Visiting
Resource Center
www.nhvrc.org