

Mississippi

Families Served Through Evidence-Based Home Visiting in 2023

Models implemented in Mississippi included Healthy Families America, Home Instruction for Parents of Preschool Youngsters, Maternal Infant Health Outreach Worker Program, and Parents as Teachers. Statewide, 18 local agencies operated at least one of these models.



4,695

home visits provided
including 2,477 virtual visits



668




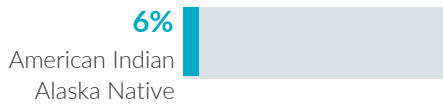
families served



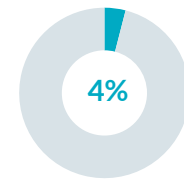
605

children served

Race

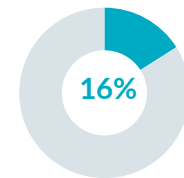


Ethnicity




Hispanic or Latino

Caregiver education





No high school diploma

Primary language



Child insurance status



Child age



Mississippi

Potential Beneficiaries in 2023

In Mississippi, there were 162,300 pregnant women and families with children under 6 years old not yet in kindergarten who could benefit from home visiting. These families included 204,900 children.

204,900
children

could benefit from home visiting

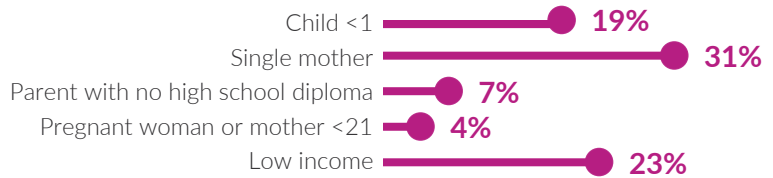
Of the 204,900 children who could benefit—

Infants <1 year	Toddlers 1-2 years	Preschoolers 3-5 years
30,000 15%	73,000 36%	101,900 50%

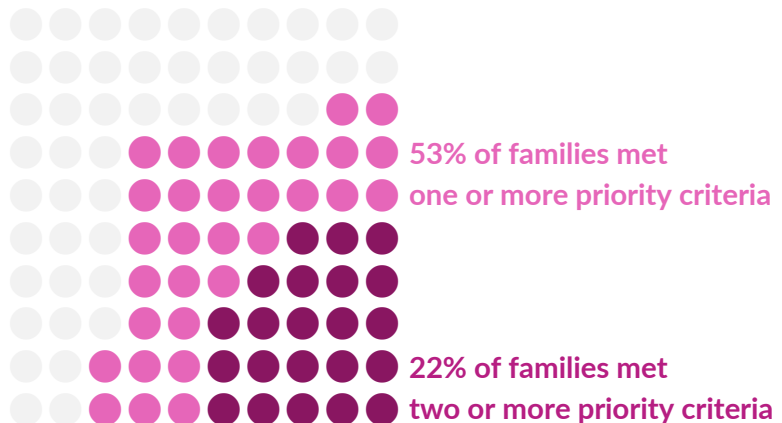
162,300
families

could benefit from home visiting

Many home visiting services are geared toward particular subpopulations. The NHVRC estimated the percentage of families who could benefit in Mississippi who met the following priority criteria:



Of the 162,300 families who could benefit—



NHVRC State Profiles present data provided by evidence-based models, which include both MIECHV and non-MIECHV data. This State Profile includes participant data from the following evidence-based models: HFA, HIPPI, MIHOW, and PAT. • Missing and unknown data were not included in calculations. • Percentages may not add to 100 due to rounding. • Public insurance includes Medicaid, CHIP, and TRICARE. • Low income is defined as family income below the federal poverty threshold. • Single mothers include single, never married mothers or pregnant women. • HFA data for private insurance include other forms of health insurance. • PAT data for child insurance status and primary language were not included.

The NHVRC is a partnership of James Bell Associates and the Urban Institute. Support is provided by the Heising-Simons Foundation. The views expressed here do not necessarily reflect the views of the foundation. For a detailed methodology, see the 2024 Home Visiting Yearbook.



National Home Visiting
Resource Center
www.nhvrc.org