

Minnesota

Families Served Through Evidence-Based Home Visiting in 2023

Models implemented in Minnesota included Attachment and Biobehavioral Catch-Up, Early Head Start Home-Based Option, Family Connects, Family Spirit, Healthy Families America, Maternal Early Childhood Sustained Home-Visiting, Nurse-Family Partnership, and Parents as Teachers. Statewide, 118 local agencies operated at least one of these models.



50,078

home visits provided
including 3,657 virtual visits



7,183

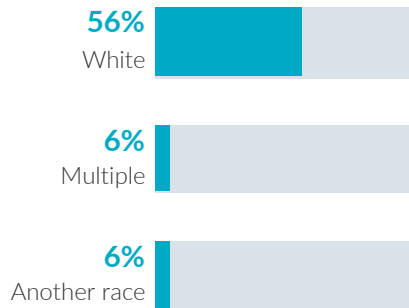
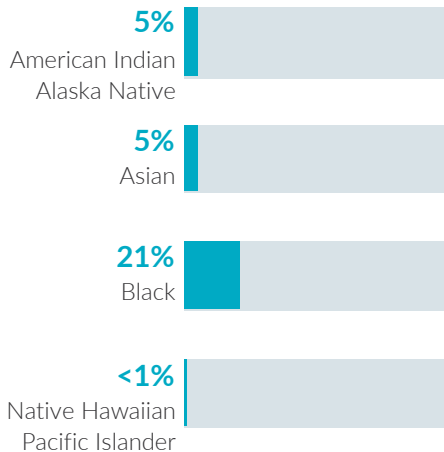
families served



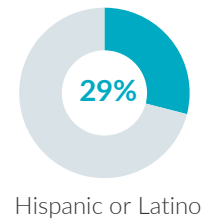
6,735

children served

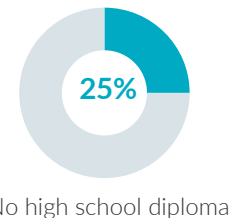
Race



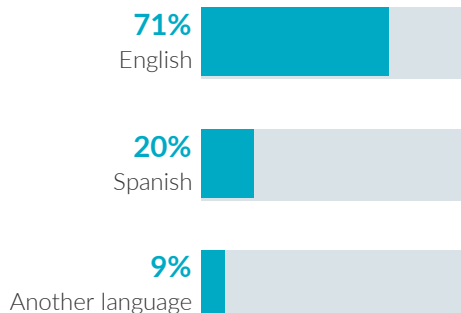
Ethnicity



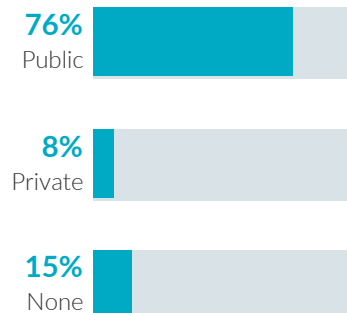
Caregiver education



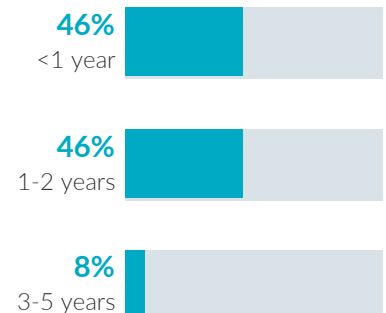
Primary language



Child insurance status



Child age



Minnesota

Potential Beneficiaries in 2023

In Minnesota, there were 307,700 pregnant women and families with children under 6 years old not yet in kindergarten who could benefit from home visiting. These families included 398,500 children.

398,500
children

could benefit from home visiting

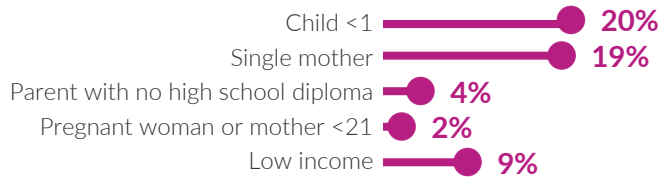
Of the 398,500 children who could benefit—

Infants <1 year	Toddlers 1-2 years	Preschoolers 3-5 years
62,100 16%	139,500 35%	196,900 49%

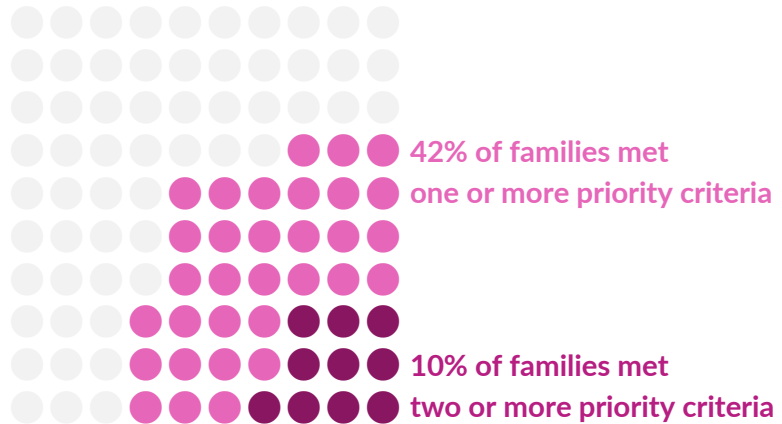
307,700
families

could benefit from home visiting

Many home visiting services are geared toward particular subpopulations. The NHVRC estimated the percentage of families who could benefit in Minnesota who met the following priority criteria:



Of the 307,700 families who could benefit—



NHVRC State Profiles present data provided by evidence-based models, which include both MIECHV and non-MIECHV data. This State Profile includes participant data from the following evidence-based models: ABC, EHS, Family Connects, Family Spirit, HFA, MECSH, NFP, and PAT. • Missing and unknown data were not included in calculations. • Percentages may not add to 100 due to rounding. • Public insurance includes Medicaid, CHIP, and TRICARE. • Low income is defined as family income below the federal poverty threshold. • Single mothers include single, never married mothers or pregnant women. • ABC data for child insurance status were not included. Data are reported for the ABC-Infant program. • EHS data may be underreported. Data include EHS programs that provided home-based services only. EHS did not report home visits. Data for child insurance status were not included. • Family Spirit reported children served, families served, total home visits, and virtual home visits only. • HFA data for private insurance include other forms of health insurance. • PAT data for child insurance status and primary language were not included.

