

Michigan

Families Served Through Evidence-Based Home Visiting in 2023

Models implemented in Michigan included Early Head Start Home-Based Option, Family Spirit, Healthy Families America, Maternal Infant Health Program, Nurse-Family Partnership, Parents as Teachers, and Play and Learning Strategies. Statewide, 205 local agencies operated at least one of these models.



149,374

home visits provided
including 33,645 virtual visits



22,011

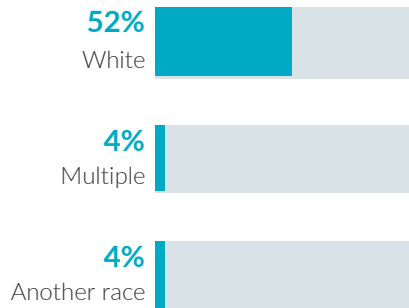
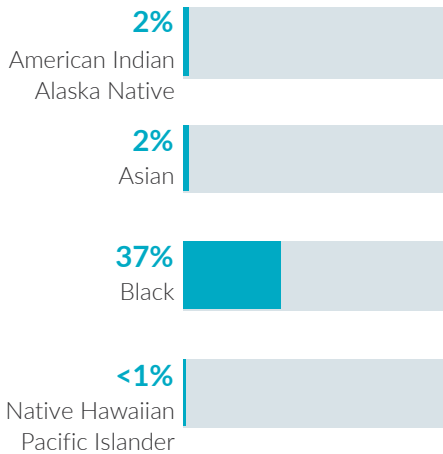
families served



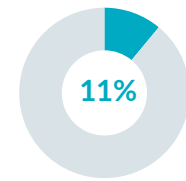
18,679

children served

Race

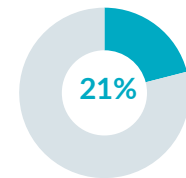


Ethnicity



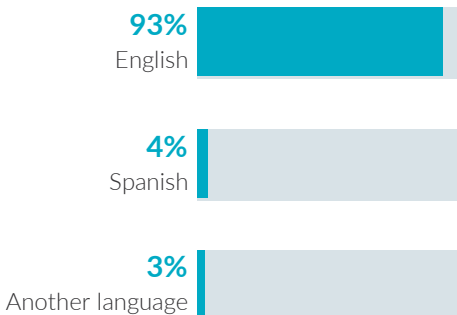
Hispanic or Latino

Caregiver education

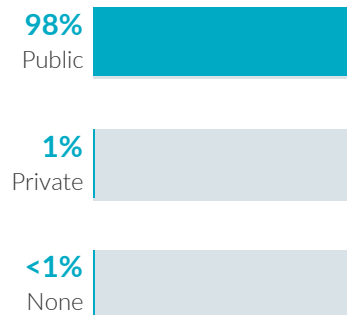


No high school diploma

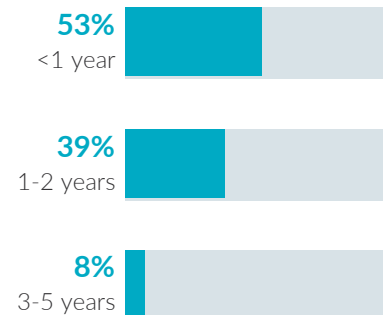
Primary language



Child insurance status



Child age



Michigan

Potential Beneficiaries in 2023

In Michigan, there were 499,400 pregnant women and families with children under 6 years old not yet in kindergarten who could benefit from home visiting. These families included 646,400 children.

646,400
children

could benefit from home visiting

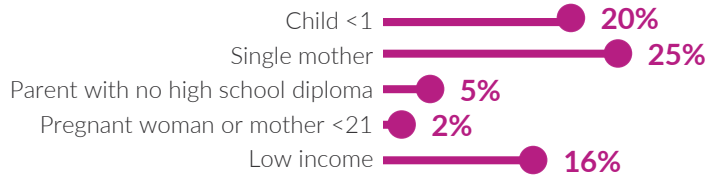
Of the 646,400 children who could benefit—

Infants <1 year	Toddlers 1-2 years	Preschoolers 3-5 years
100,700 16%	219,500 34%	326,300 50%

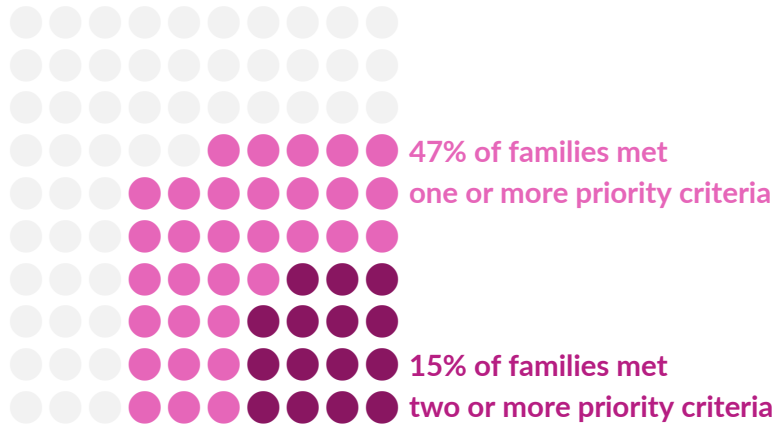
499,400
families

could benefit from home visiting

Many home visiting services are geared toward particular subpopulations. The NHVRC estimated the percentage of families who could benefit in Michigan who met the following priority criteria:



Of the 499,400 families who could benefit—



NHVRC State Profiles present data provided by evidence-based models, which include both MIECHV and non-MIECHV data. This State Profile includes participant data from the following evidence-based models: EHS, Family Spirit, HFA, MIHP, NFP, PAT, and PALS. • Missing and unknown data were not included in calculations. • Percentages may not add to 100 due to rounding. • Public insurance includes Medicaid, CHIP, and TRICARE. • Low income is defined as family income below the federal poverty threshold. • Single mothers include single, never married mothers or pregnant women. • EHS data may be underreported. Data include EHS programs that provided home-based services only. EHS did not report home visits. Data for child insurance status were not included. • Family Spirit reported children served, families served, total home visits, and virtual home visits only. • HFA data for private insurance include other forms of health insurance. • PAT data for child insurance status and primary language were not included. • PALS reported children served, families served, total home visits, and virtual home visits only. Data are reported for the PALS infant curriculum.

The NHVRC is a partnership of James Bell Associates and the Urban Institute. Support is provided by the Heising-Simons Foundation. The views expressed here do not necessarily reflect the views of the foundation. For a detailed methodology, see the 2024 Home Visiting Yearbook.



National Home Visiting
Resource Center
www.nhvrc.org