

Massachusetts

Families Served Through Evidence-Based Home Visiting in 2023

Models implemented in Massachusetts included Early Head Start Home-Based Option, Healthy Families America, and Parents as Teachers. Statewide, 48 local agencies operated at least one of these models.



28,459

home visits provided
including 6,319 virtual visits



2,362

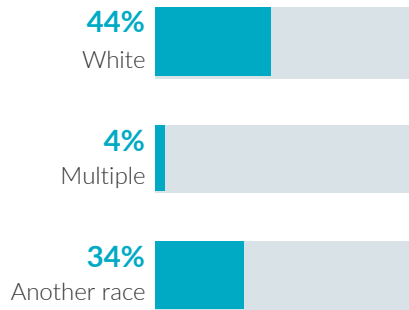
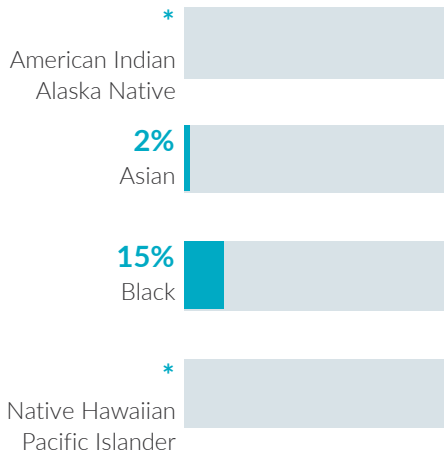
families served



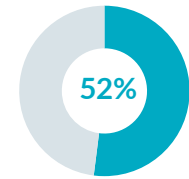
2,369

children served

Race

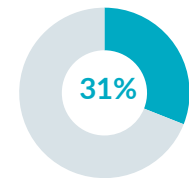


Ethnicity



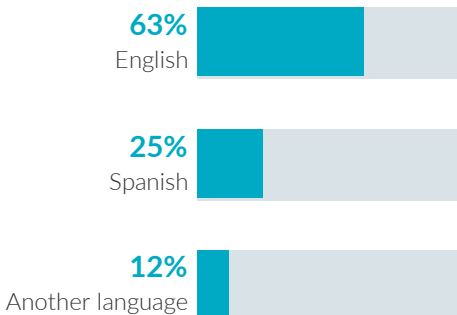
Hispanic or Latino

Caregiver education

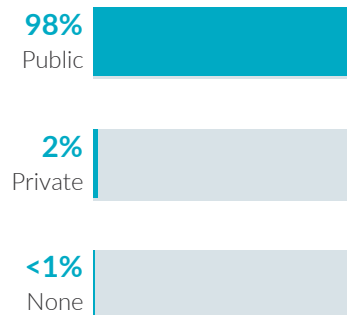


No high school diploma

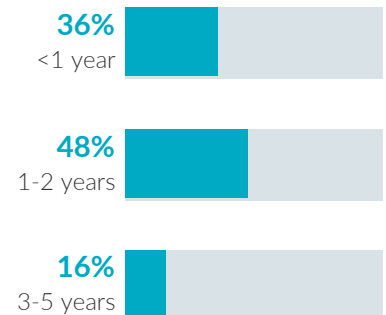
Primary language



Child insurance status



Child age



Massachusetts

Potential Beneficiaries in 2023

In Massachusetts, there were 335,700 pregnant women and families with children under 6 years old not yet in kindergarten who could benefit from home visiting. These families included 408,400 children.

408,400
children

could benefit from home visiting

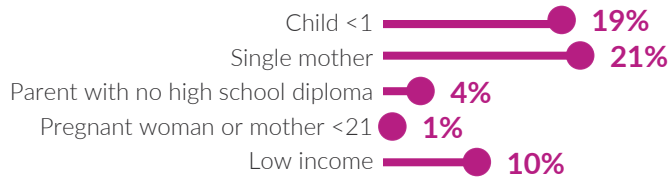
Of the 408,400 children who could benefit—

Infants <1 year	Toddlers 1-2 years	Preschoolers 3-5 years
63,600 16%	143,500 35%	201,400 49%

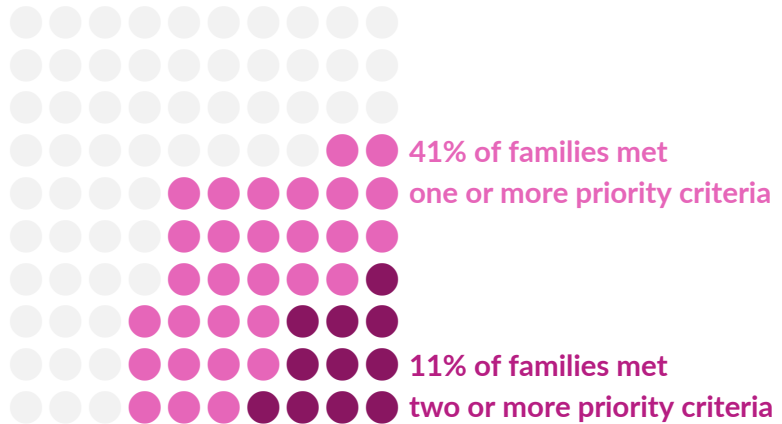
335,700
families

could benefit from home visiting

Many home visiting services are geared toward particular subpopulations. The NHVRC estimated the percentage of families who could benefit in Massachusetts who met the following priority criteria:



Of the 335,700 families who could benefit—



NHVRC State Profiles present data provided by evidence-based models, which include both MIECHV and non-MIECHV data. This State Profile includes participant data from the following evidence-based models: EHS, HFA, and PAT. • Missing and unknown data were not included in calculations. • Percentages may not add to 100 due to rounding. • To protect confidentiality, race and ethnicity categories with 10 or fewer participants were replaced with *. • Public insurance includes Medicaid, CHIP, and TRICARE. • Low income is defined as family income below the federal poverty threshold. • Single mothers include single, never married mothers or pregnant women. • EHS data may be underreported. Data include EHS programs that provided home-based services only. EHS did not report home visits. Data for child insurance status were not included. • HFA data for private insurance include other forms of health insurance. • PAT data for child insurance status and primary language were not included.

The NHVRC is a partnership of James Bell Associates and the Urban Institute. Support is provided by the Heising-Simons Foundation. The views expressed here do not necessarily reflect the views of the foundation. For a detailed methodology, see the 2024 Home Visiting Yearbook.



National Home Visiting
Resource Center
www.nhvrc.org