

Iowa

Families Served Through Evidence-Based Home Visiting in 2023

Models implemented in Iowa included Early Head Start Home-Based Option, Family Connects, Healthy Families America, Nurse-Family Partnership, and Parents as Teachers. Statewide, 53 local agencies operated at least one of these models.



38,857

home visits provided
including 6,625 virtual visits



2,777

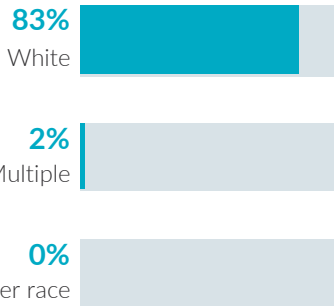
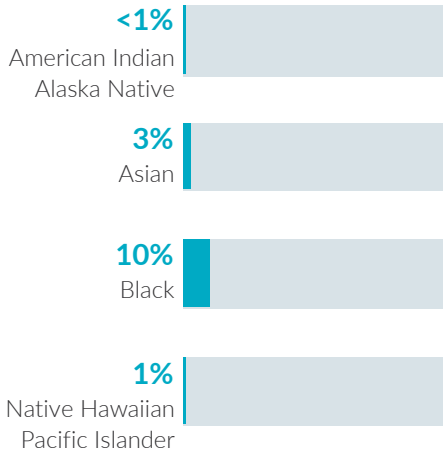
families served



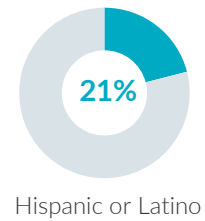
3,050

children served

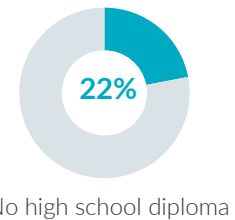
Race



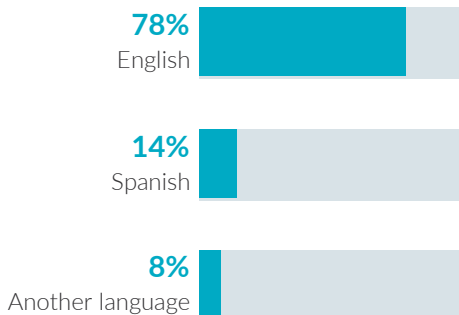
Ethnicity



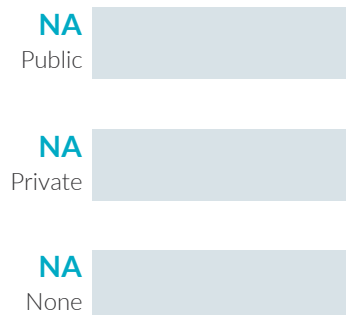
Caregiver education



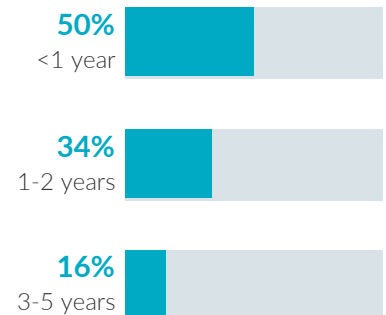
Primary language



Child insurance status



Child age



Iowa

Potential Beneficiaries in 2023

In Iowa, there were 170,000 pregnant women and families with children under 6 years old not yet in kindergarten who could benefit from home visiting. These families included 224,500 children.

224,500
children

could benefit from
home visiting

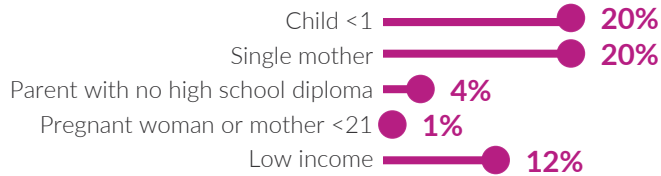
Of the 224,500 children who could benefit—

Infants <1 year	Toddlers 1-2 years	Preschoolers 3-5 years
34,400 15%	75,400 34%	114,600 51%

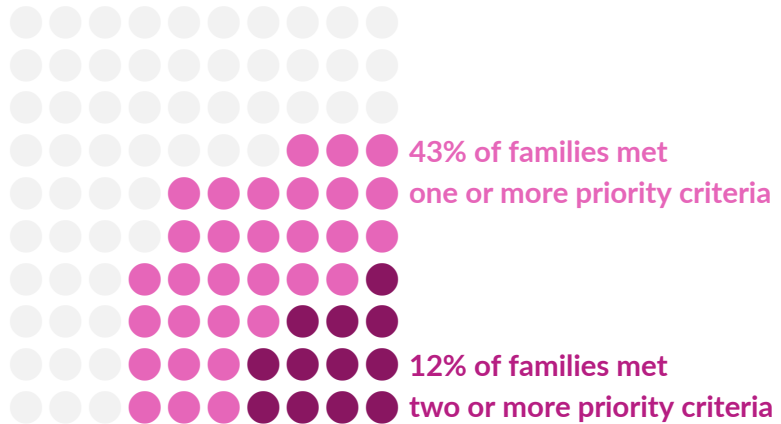
170,000
families

could benefit from
home visiting

Many home visiting services are geared toward particular subpopulations. The NHVRC estimated the percentage of families who could benefit in Iowa who met the following priority criteria:



Of the 170,000 families who could benefit—



Home visiting service and demographic data in this profile were provided by IA. Virtual home visit data were provided by: Family Connects, HFA, NFP, and PAT. • Missing and unknown data were not included in calculations. • Percentages may not add to 100 due to rounding. • Low income is defined as family income below the federal poverty threshold. • Single mothers include single, never married mothers or pregnant women. • Child insurance status data were not included. • An additional 3,606 children and 2,777 families were served in IA by locally designed programs.

