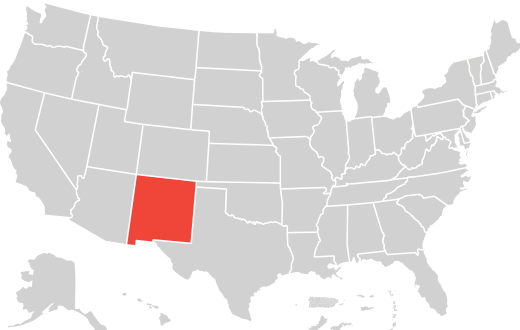


# First Born and More

[First Born and More](#) is a multigenerational, relationship-based, culturally sensitive, and family-centered home visiting model designed to support families during pregnancy and in the early years of their child’s life. The model helps families create a nurturing, safe, and stimulating environment to promote the immediate well-being of children and caregivers, as well as the long-term health, wellness, development, safety and overall stability of families and communities.

<p><b>What is the model's approach to providing home visiting services?</b></p>	<p>Home visits occur twice a month or more often, if needed. Home visits are at least 45 minutes long and take place in the family’s home, virtually, or in a community setting. Services are offered prenatally until the child is 5 years old.</p> <p>First Born and More serves all families with young children and does not recommend or require any specific family characteristics for enrollment.</p>
<p><b>Who is implementing the model?</b></p>	<p><b>Home Visitors</b></p> <p>First Born and More was implemented by 46 full-time equivalent (FTE) home visitors in 2023. The model requires a high school diploma or GED for home visitors; a bachelor’s degree is recommended. The maximum caseload requirement for home visitors is 25 families.</p> <p><b>Supervisors</b></p> <p>First Born and More was implemented by 10 FTE supervisors in 2023. The model requires a bachelor’s degree for supervisors; a master’s degree is recommended. First Born and More recommends that supervisors have experience in early education, home visiting, child health and/or development, as well as experience working with children and families.</p>
<p><b>Where is the model implemented?</b></p>	 <p>First Born and More operated in 8 local agencies in 1 state in 2023.</p>

# First Born and More

## Families Served Through Home Visiting in 2023



**17,391**

home visits provided  
including 7,307 virtual visits



**995**

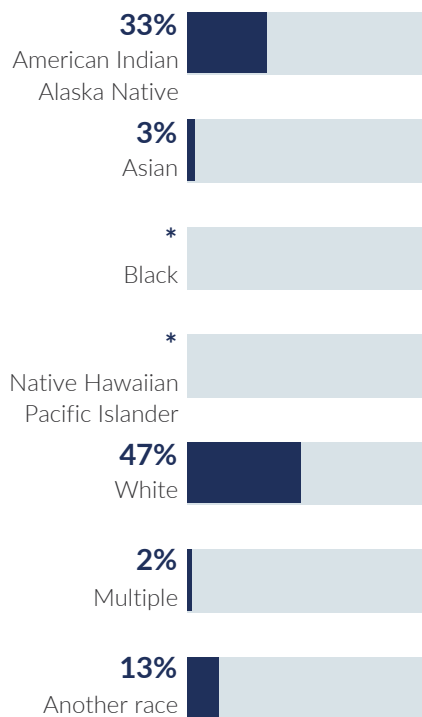
families served



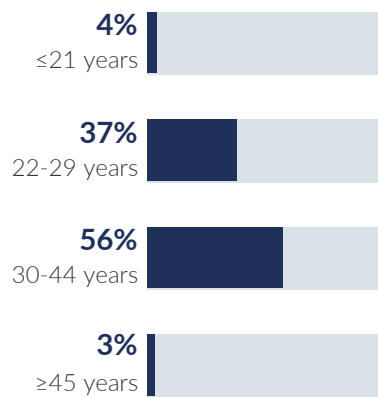
**1,067**

children served

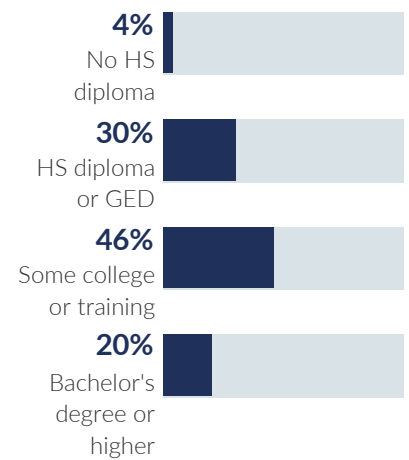
### Race



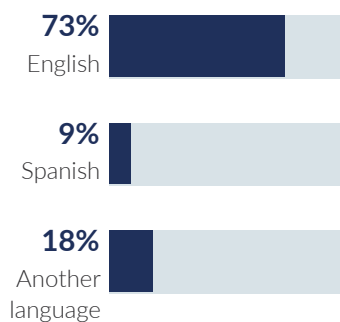
### Caregiver age



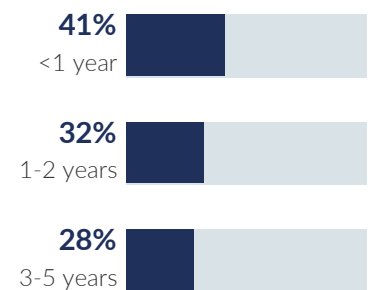
### Caregiver education



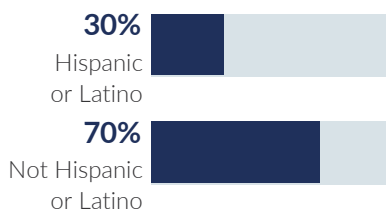
### Primary language



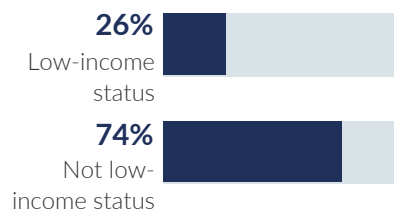
### Child age



### Ethnicity



### Household income



Percentages may not add to 100 due to rounding. • To protect confidentiality, race and ethnicity categories with 10 or fewer caregivers were replaced with \*.