

Family Check-Up

[Family Check-Up](#) (FCU) promotes social and emotional adjustment in children by reducing coercive and negative parenting, increasing positive parenting, and reducing maternal depression. Targeted outcomes in early childhood include reductions in behavioral problems at home and school, reductions in emotional distress, and increases in self-regulation and school readiness.

<p>What is the model’s approach to providing home visiting services?</p>	<p>The model is adaptive and tailored to each family. The frequency of home visits varies by families’ needs. Families typically receive a total of six to nine home visits.</p> <p>FCU serves all families with young children and does not recommend or require any specific family characteristics for enrollment.</p>
<p>Who is implementing the model?</p>	<p>Home Visitors</p> <p>FCU trained 74 home visitors to implement the model in 2023. The model recommends a master’s degree for home visitors. Home visitors may also have a bachelor’s degree with sufficient experience and supervisory support. There are no requirements for home visitor caseload limits.</p> <p>Supervisors</p> <p>FCU was implemented by 10 supervisors in 2023. The model strongly recommends a master’s degree for supervisors. Supervisors may also have a bachelor’s degree with extensive relevant experience.</p>
<p>Where is the model implemented?</p>	<div data-bbox="467 1270 987 1606" data-label="Figure"> </div> <p>FCU operated in 39 local agencies across 17 states in 2023. FCU also operated outside the United States and its territories in Canada, Holland, and Sweden in 2023.</p>

The NHVRC is a partnership of James Bell Associates and the Urban Institute. Support is provided by the Heising-Simons Foundation. The views expressed here do not necessarily reflect the views of the foundation. For a detailed methodology, see the *2024 Home Visiting Yearbook*.

Family Check-Up

Families Served Through Evidence-Based Home Visiting in 2023



565

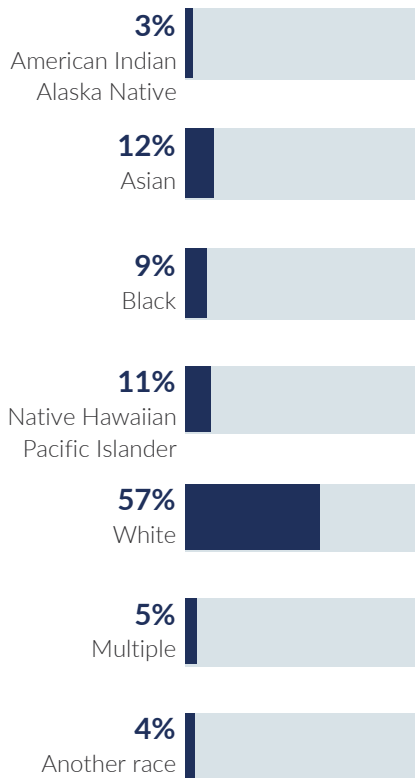
families served



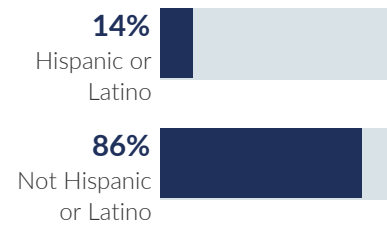
756

children served

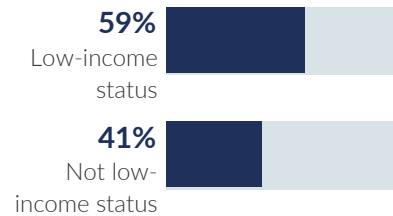
Race



Ethnicity



Household income



Percentages may not add to 100 due to rounding.