

Colorado

Families Served Through Evidence-Based Home Visiting in 2023

Models implemented in Colorado included Child First, Early Head Start Home-Based Option, Family Connects, Family Spirit, Healthy Families America, Home Instruction for Parents of Preschool Youngsters, Nurse-Family Partnership, Parents as Teachers, Promoting First Relationships, and SafeCare Augmented. Statewide, 97 local agencies operated at least one of these models.



81,634

home visits provided
including 19,398 virtual visits



7,937

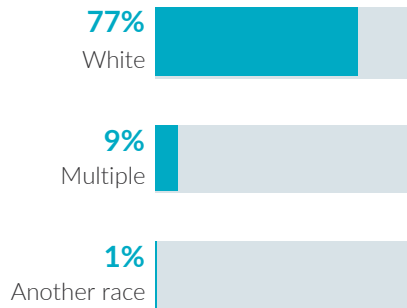
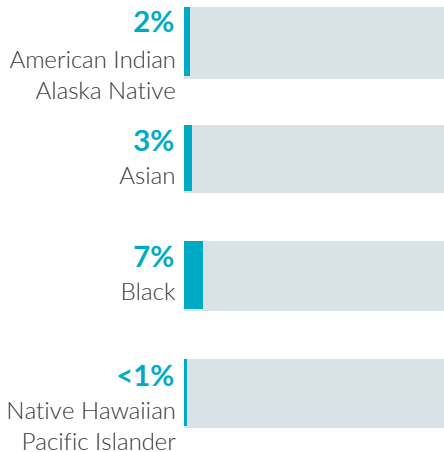
families served



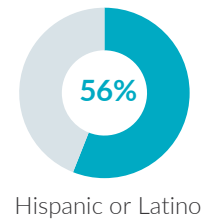
7,583

children served

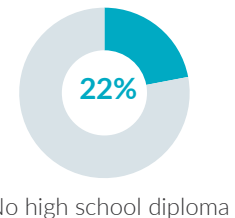
Race



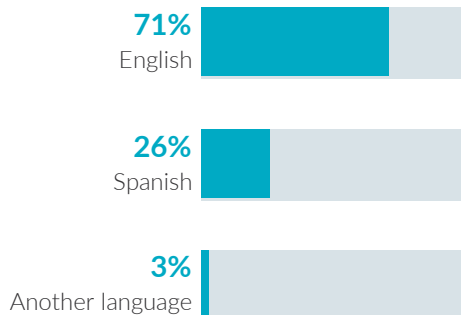
Ethnicity



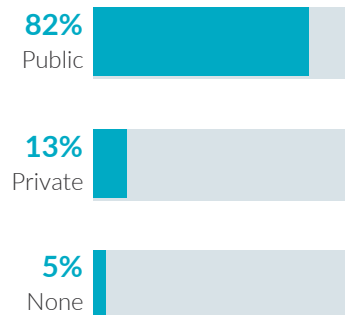
Caregiver education



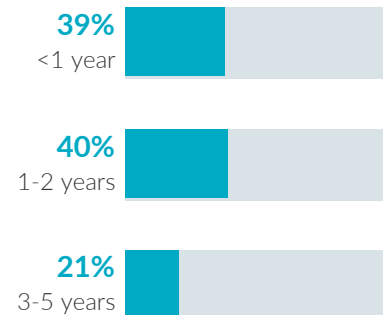
Primary language



Child insurance status



Child age



Colorado

Potential Beneficiaries in 2023

In Colorado, there were 291,200 pregnant women and families with children under 6 years old not yet in kindergarten who could benefit from home visiting. These families included 368,900 children.

368,900
children

could benefit from home visiting

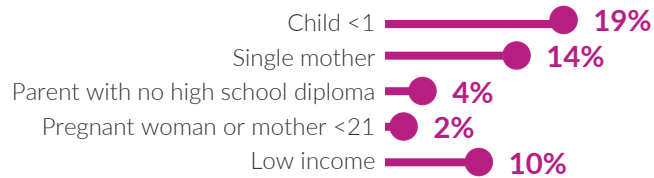
Of the 368,900 children who could benefit—

Infants <1 year	Toddlers 1-2 years	Preschoolers 3-5 years
55,300 15%	127,200 34%	186,400 51%

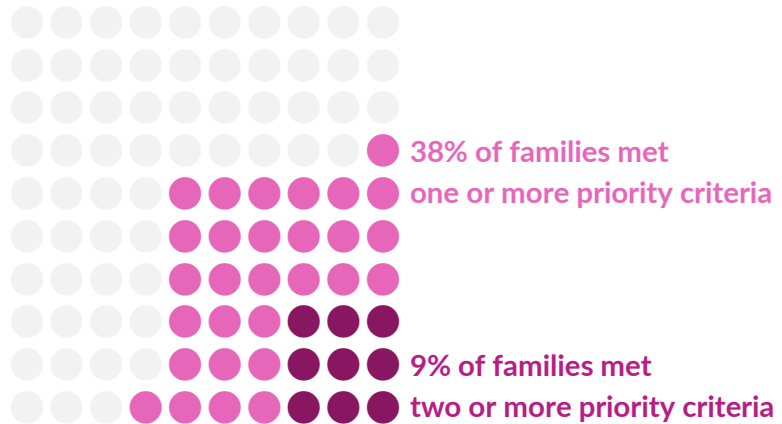
291,200
families

could benefit from home visiting

Many home visiting services are geared toward particular subpopulations. The NHVRC estimated the percentage of families who could benefit in Colorado who met the following priority criteria:



Of the 291,200 families who could benefit—



NHVRC State Profiles present data provided by evidence-based models, which include both MIECHV and non-MIECHV data. This State Profile includes participant data from the following evidence-based models: Child First, EHS, Family Connects, Family Spirit, HFA, HIPPIY, NFP, PAT, PFR, and SafeCare Augmented. • Missing and unknown data were not included in calculations. • Percentages may not add to 100 due to rounding. • Public insurance includes Medicaid, CHIP, and TRICARE. • Low income is defined as family income below the federal poverty threshold. • Single mothers include single, never married mothers or pregnant women. • EHS data may be underreported. Data include EHS programs that provided home-based services only. EHS did not report home visits. Data for child insurance status were not included. • Family Spirit reported children served, families served, total home visits, and virtual home visits only. • HFA data for private insurance include other forms of health insurance. • PAT data for child insurance status and primary language were not included. • PFR reported children served, families served, total home visits, and virtual home visits only. • SafeCare Augmented reported primary language, ethnicity, race, and families served only. The number of families served was included as a proxy for children served.

The NHVRC is a partnership of James Bell Associates and the Urban Institute. Support is provided by the Heising-Simons Foundation. The views expressed here do not necessarily reflect the views of the foundation. For a detailed methodology, see the *2024 Home Visiting Yearbook*.



National Home Visiting
Resource Center
www.nhvrc.org