

# Northern Mariana Islands

## Families Served Through Evidence-Based Home Visiting in 2023

The model implemented in the Northern Mariana Islands was Healthy Families America. Across the territory, 1 local agency operated this model.



**2,280**

home visits provided  
*including 583 virtual visits*



**170**

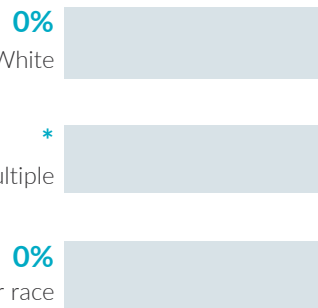
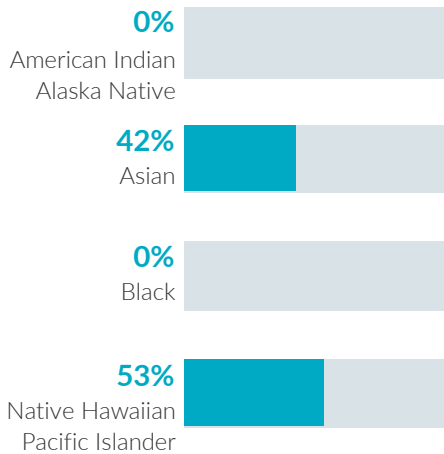
families served



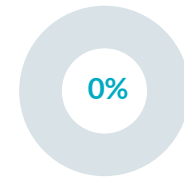
**163**

children served

### Race

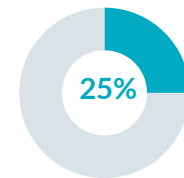


### Ethnicity



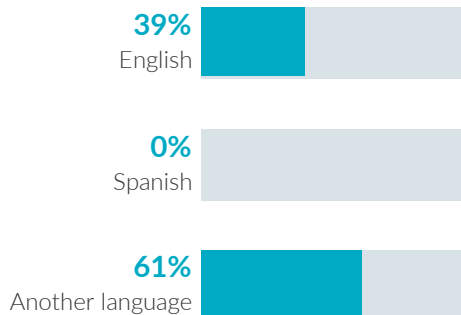
Hispanic or Latino

### Caregiver education

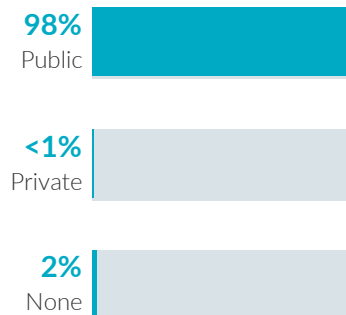


No high school diploma

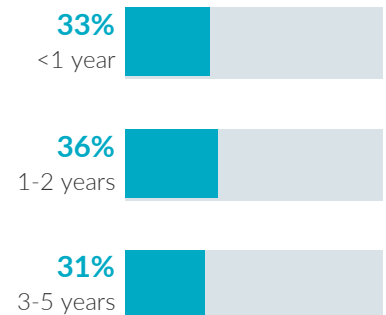
### Primary language



### Child insurance status



### Child age



# Northern Mariana Islands

## Potential Beneficiaries in 2023

Information on potential beneficiaries was not available for Northern Mariana Islands in 2023.

NHVRC State Profiles present data provided by evidence-based models, which include both MIECHV and non-MIECHV data. This State Profile includes participant data from the following evidence-based model: HFA. • Missing and unknown data were not included in calculations. • Percentages may not add to 100 due to rounding. • To protect confidentiality, race and ethnicity categories with 10 or fewer participants were replaced with \*. • Public insurance includes Medicaid, CHIP, and TRICARE. • HFA data for private insurance include other forms of health insurance.

The NHVRC is a partnership of James Bell Associates and the Urban Institute. Support is provided by the Heising-Simons Foundation. The views expressed here do not necessarily reflect the views of the foundation. For a detailed methodology, see the *2024 Home Visiting Yearbook*.



National Home Visiting  
**Resource Center**  
[www.nhvrc.org](http://www.nhvrc.org)