

# California

## Families Served Through Evidence-Based Home Visiting in 2023

Models implemented in California included Attachment and Biobehavioral Catch-Up, Early Head Start Home-Based Option, Family Check-Up, Family Spirit, Healthy Families America, Home Instruction for Parents of Preschool Youngsters, Nurse-Family Partnership, Parents as Teachers, and Promoting First Relationships. Statewide, 238 local agencies operated at least one of these models.



**157,794**

home visits provided  
*including 58,776 virtual visits*



**15,721**

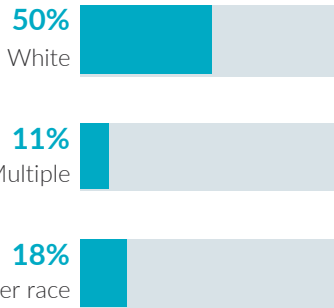
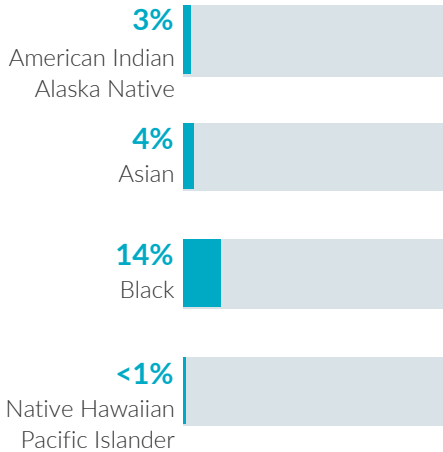
families served



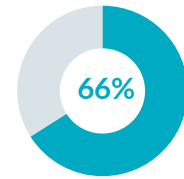
**16,239**

children served

### Race

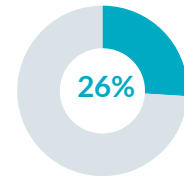


### Ethnicity



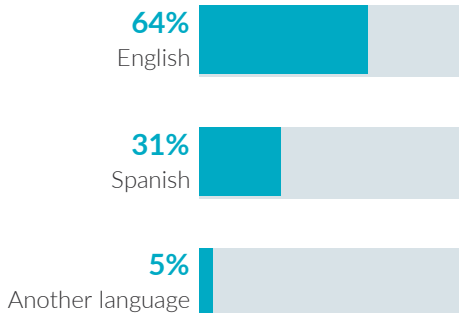
Hispanic or Latino

### Caregiver education

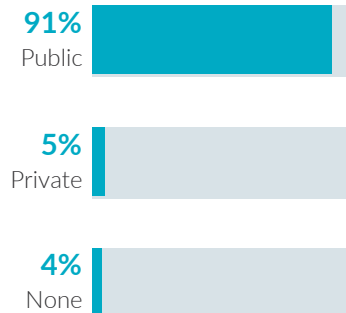


No high school diploma

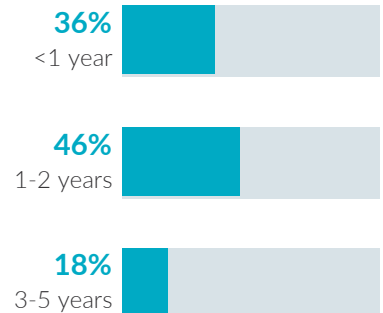
### Primary language



### Child insurance status



### Child age



# California

## Potential Beneficiaries in 2023

In California, there were 1,991,100 pregnant women and families with children under 6 years old not yet in kindergarten who could benefit from home visiting. These families included 2,611,000 children.

**2,611,000**  
**children**

could benefit from  
home visiting


### Of the 2,611,000 children who could benefit—

Infants <1 year	Toddlers 1-2 years	Preschoolers 3-5 years
<b>392,200</b> <b>15%</b>	<b>900,800</b> <b>35%</b>	<b>1,318,000</b> <b>50%</b>

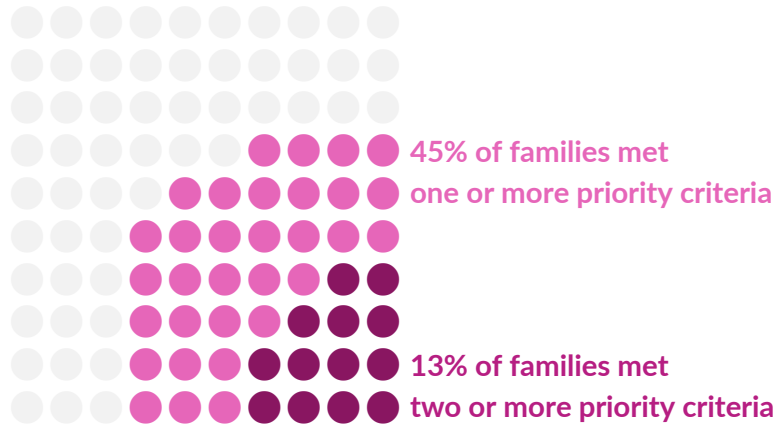
**1,991,100**  
**families**

could benefit from  
home visiting

Many home visiting services are geared toward particular subpopulations. The NHVRC estimated the percentage of families who could benefit in California who met the following priority criteria:



### Of the 1,991,100 families who could benefit—



NHVRC State Profiles present data provided by evidence-based models, which include both MIECHV and non-MIECHV data. This State Profile includes participant data from the following evidence-based models: ABC, EHS, Family Spirit, HFA, HIPPIY, NFP, PAT, and PFR. • Missing and unknown data were not included in calculations. • Percentages may not add to 100 due to rounding. • Public insurance includes Medicaid, CHIP, and TRICARE. • Low income is defined as family income below the federal poverty threshold. • Single mothers include single, never married mothers or pregnant women. • ABC data for child insurance status were not included. Data are reported for the ABC-Infant program. • EHS data may be underreported. Data include EHS programs that provided home-based services only. EHS did not report home visits. Data for child insurance status were not included. • Family Spirit reported children served, families served, total home visits, and virtual home visits only. • HFA data for private insurance include other forms of health insurance. • PAT data for child insurance status and primary language were not included. • PFR reported children served, families served, total home visits, and virtual home visits only.

The NHVRC is a partnership of James Bell Associates and the Urban Institute. Support is provided by the Heising-Simons Foundation. The views expressed here do not necessarily reflect the views of the foundation. For a detailed methodology, see the *2024 Home Visiting Yearbook*.



National Home Visiting  
**Resource Center**  
www.nhvrc.org