

Alaska

Families Served Through Evidence-Based Home Visiting in 2023

Models implemented in Alaska included Early Head Start Home-Based Option, Nurse-Family Partnership, and Parents as Teachers. Statewide, 15 local agencies operated at least one of these models.



5,523

home visits provided
including 887 virtual visits



716

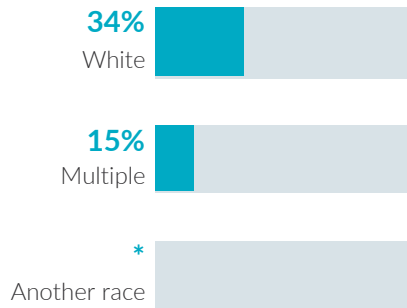
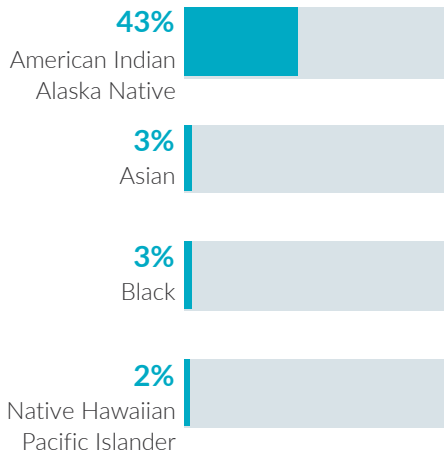
families served



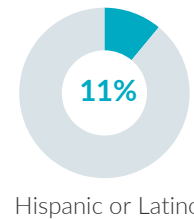
761

children served

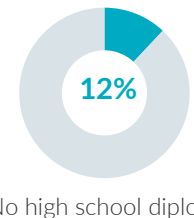
Race



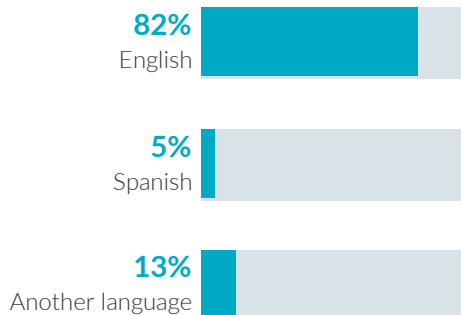
Ethnicity



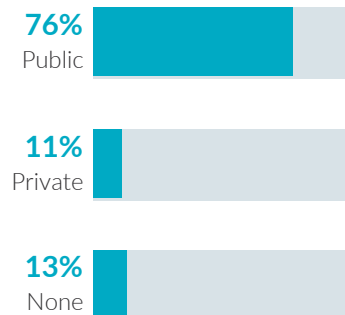
Caregiver education



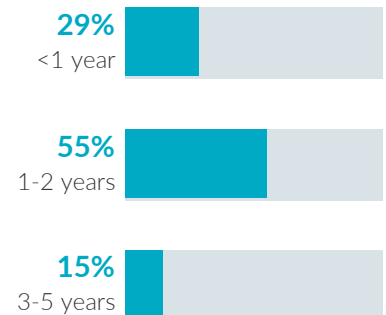
Primary language



Child insurance status



Child age



Alaska

Potential Beneficiaries in 2023

In Alaska, there were 42,600 pregnant women and families with children under 6 years old not yet in kindergarten who could benefit from home visiting. These families included 57,800 children.

57,800
children

could benefit from
home visiting

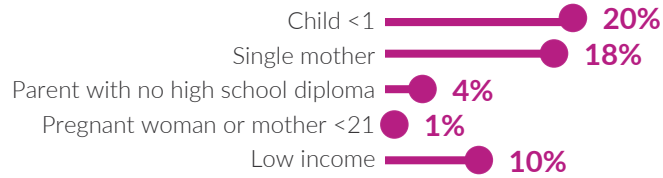
Of the 57,800 children who could benefit—

Infants <1 year	Toddlers 1-2 years	Preschoolers 3-5 years
9,700 17%	18,800 33%	29,300 51%

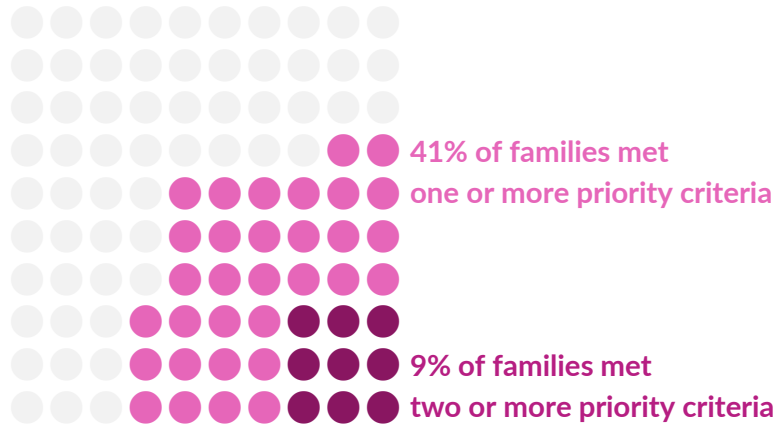
42,600
families

could benefit from
home visiting

Many home visiting services are geared toward particular subpopulations. The NHVRC estimated the percentage of families who could benefit in Alaska who met the following priority criteria:



Of the 42,600 families who could benefit—



NHVRC State Profiles present data provided by evidence-based models, which include both MIECHV and non-MIECHV data. This State Profile includes participant data from the following evidence-based models: EHS, NFP, and PAT. • Missing and unknown data were not included in calculations. • Percentages may not add to 100 due to rounding. • To protect confidentiality, race and ethnicity categories with 10 or fewer participants were replaced with *. • Public insurance includes Medicaid, CHIP, and TRICARE. • Low income is defined as family income below the federal poverty threshold. • Single mothers include single, never married mothers or pregnant women. • EHS data may be underreported. Data include EHS programs that provided home-based services only. EHS did not report home visits. Data for child insurance status were not included. • PAT data for child insurance status and primary language were not included.

The NHVRC is a partnership of James Bell Associates and the Urban Institute. Support is provided by the Heising-Simons Foundation. The views expressed here do not necessarily reflect the views of the foundation. For a detailed methodology, see the 2024 Home Visiting Yearbook.



National Home Visiting
Resource Center
www.nhvrc.org