

Wisconsin

Families Served Through Evidence-Based Home Visiting in 2022

Models implemented in Wisconsin included Early Head Start Home-Based Option, Family Connects, Family Spirit, Healthy Families America, Home Instruction for Parents of Preschool Youngsters, Nurse-Family Partnership, and Parents as Teachers. Statewide, 58 local agencies operated at least one of these models.



44,840

home visits provided
including 10,128 virtual visits



3,780




families served



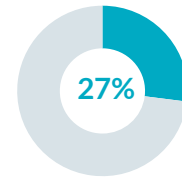
4,267

children served

Race

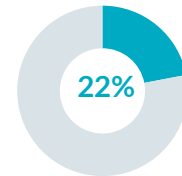


Ethnicity



Hispanic or Latino

Caregiver education





No high school diploma

Primary language



Child insurance status



Child age



Wisconsin

Potential Beneficiaries in 2022

In Wisconsin, there were 290,600 pregnant women and families with children under 6 years old not yet in kindergarten who could benefit from home visiting. These families included 378,400 children.

378,400
children

could benefit from home visiting

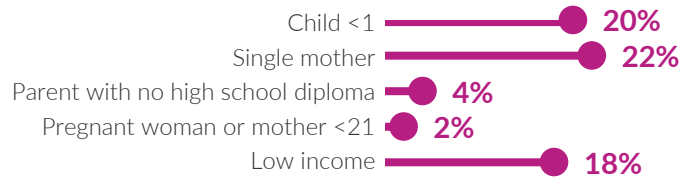
Of the 378,400 children who could benefit—

Infants <1 year	Toddlers 1-2 years	Preschoolers 3-5 years
60,000 16%	129,300 34%	189,200 50%

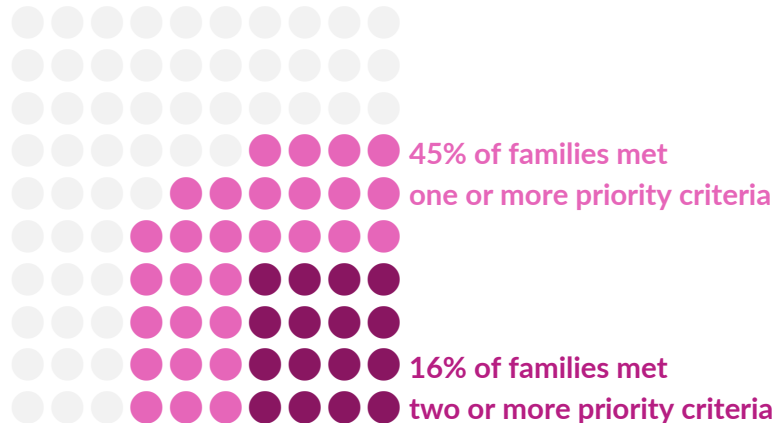
290,600
families

could benefit from home visiting

Many home visiting services are geared toward particular subpopulations. The NHVRC estimated the percentage of families who could benefit in Wisconsin who met the following priority criteria:



Of the 290,600 families who could benefit—



NHVRC State Profiles present data provided by evidence-based models, which include both MIECHV and non-MIECHV data. This State Profile includes participant data from the following evidence-based models: EHS, Family Connects, Family Spirit, HFA, HIPPIY, NFP, and PAT. • Missing and unknown data were not included in calculations. • Percentages may not add to 100 due to rounding. • Public insurance includes Medicaid, CHIP, and TRICARE. • Low income is defined as family income below the federal poverty threshold. • Single mothers include single, never married mothers or pregnant women. • EHS data may be underreported. Data include EHS programs that provided home-based services only. EHS did not report home visits. Data for child insurance status were not included. • Family Spirit reported children served, families served, total home visits, and virtual home visits only. • HFA data for private insurance includes other forms of health insurance. • PAT data for child insurance status and primary language were not included.

The NHVRC is a partnership of James Bell Associates and the Urban Institute. Support is provided by the Heising-Simons Foundation and previously was also provided by the Robert Wood Johnson Foundation. The views expressed here do not necessarily reflect the views of the foundations. For a detailed methodology, see the *2023 Home Visiting Yearbook*.



National Home Visiting
Resource Center
www.nhvrc.org