

South Carolina

Families Served Through Evidence-Based Home Visiting in 2022

Models implemented in South Carolina included Attachment and Biobehavioral Catch-Up, Early Head Start Home-Based Option, Family Connects, Healthy Families America, Home Instruction for Parents of Preschool Youngsters, Nurse-Family Partnership, and Parents as Teachers. Statewide, 68 local agencies operated at least one of these models.



52,082

home visits provided
including 24,717 virtual visits



4,166

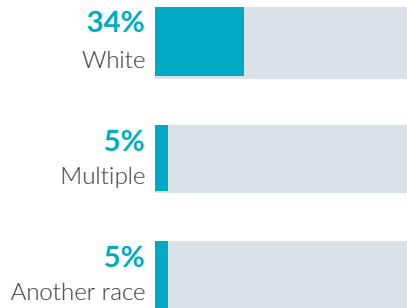
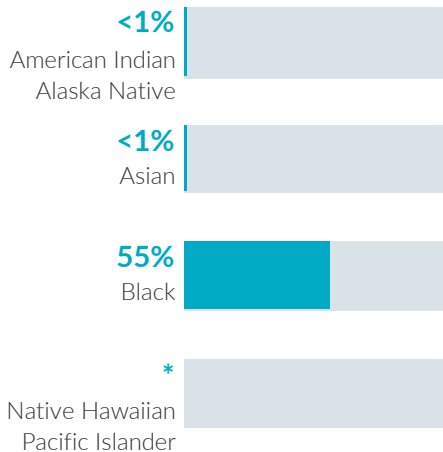
families served



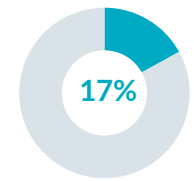
3,956

children served

Race

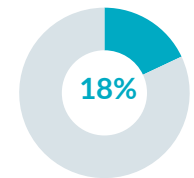


Ethnicity



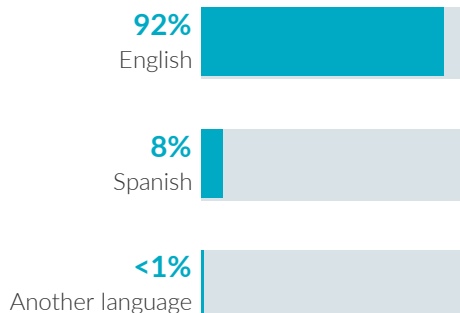
Hispanic or Latino

Caregiver education

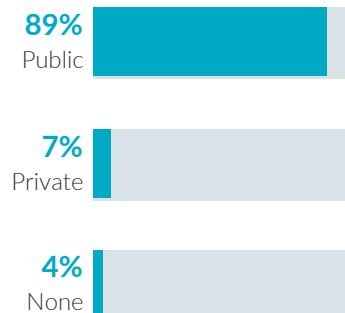


No high school diploma

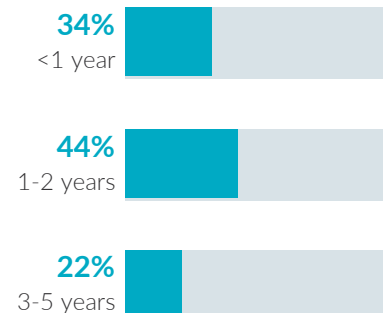
Primary language



Child insurance status



Child age



South Carolina

Potential Beneficiaries in 2022

In South Carolina, there were 266,000 pregnant women and families with children under 6 years old not yet in kindergarten who could benefit from home visiting. These families included 328,600 children.

328,600
children

could benefit from home visiting

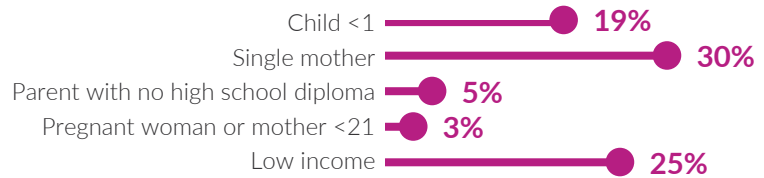
Of the 328,600 children who could benefit—

Infants <1 year	Toddlers 1-2 years	Preschoolers 3-5 years
52,700 16%	113,600 35%	162,200 49%

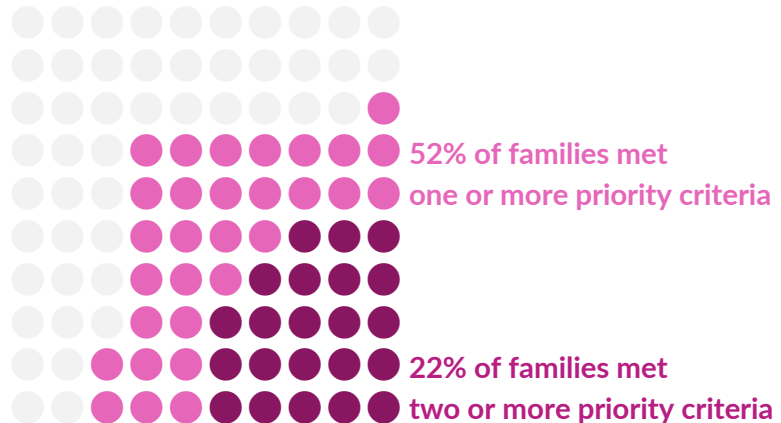
266,000
families

could benefit from home visiting

Many home visiting services are geared toward particular subpopulations. The NHVRC estimated the percentage of families who could benefit in South Carolina who met the following priority criteria:



Of the 266,000 families who could benefit—



NHVRC State Profiles present data provided by evidence-based models, which include both MIECHV and non-MIECHV data. This State Profile includes participant data from the following evidence-based models: ABC, Family Connects, HFA, HIPPI, NFP, and PAT. • Missing and unknown data were not included in calculations. • Percentages may not add to 100 due to rounding. • To protect confidentiality, race and ethnicity categories with 10 or fewer participants were replaced with *. • Public insurance includes Medicaid, CHIP, and TRICARE. • Low income is defined as family income below the federal poverty threshold. • Single mothers include single, never married mothers or pregnant women. • ABC reported children served, families served, total home visits, and virtual home visits only. • HFA data for private insurance includes other forms of health insurance. • PAT data for child insurance status and primary language were not included.

The NHVRC is a partnership of James Bell Associates and the Urban Institute. Support is provided by the Heising-Simons Foundation and previously was also provided by the Robert Wood Johnson Foundation. The views expressed here do not necessarily reflect the views of the foundations. For a detailed methodology, see the *2023 Home Visiting Yearbook*.



National Home Visiting
Resource Center
www.nhvrc.org