

Pennsylvania

Families Served Through Evidence-Based Home Visiting in 2022

Models implemented in Pennsylvania included Attachment and Biobehavioral Catch-Up, Early Head Start Home-Based Option, Healthy Families America, Nurse-Family Partnership, Parents as Teachers, and SafeCare Augmented. Statewide, 135 local agencies operated at least one of these models.



128,578

home visits provided
including 54,477 virtual visits



14,410

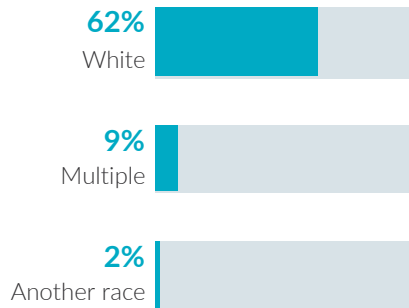
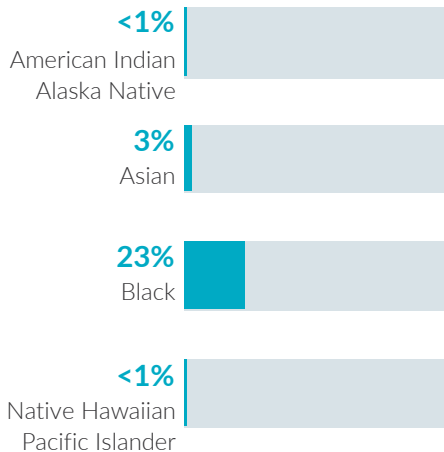
families served



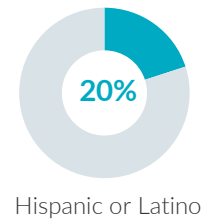
15,603

children served

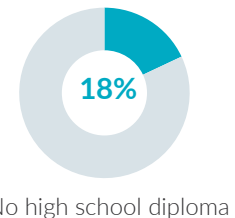
Race



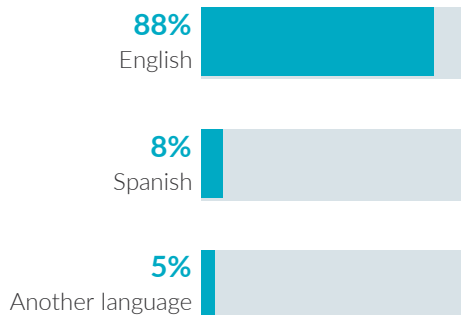
Ethnicity



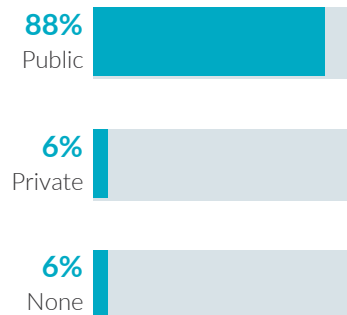
Caregiver education



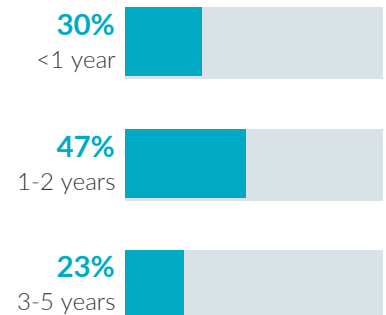
Primary language



Child insurance status



Child age



Pennsylvania

Potential Beneficiaries in 2022

In Pennsylvania, there were 636,200 pregnant women and families with children under 6 years old not yet in kindergarten who could benefit from home visiting. These families included 822,300 children.

822,300
children

could benefit from home visiting

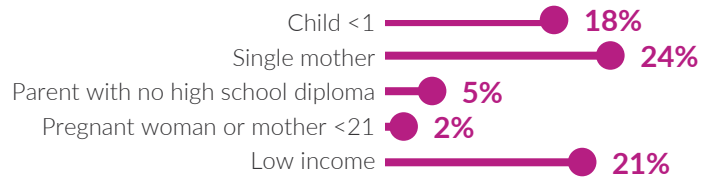
Of the 822,300 children who could benefit—

Infants <1 year	Toddlers 1-2 years	Preschoolers 3-5 years
129,200 16%	277,900 34%	415,200 50%

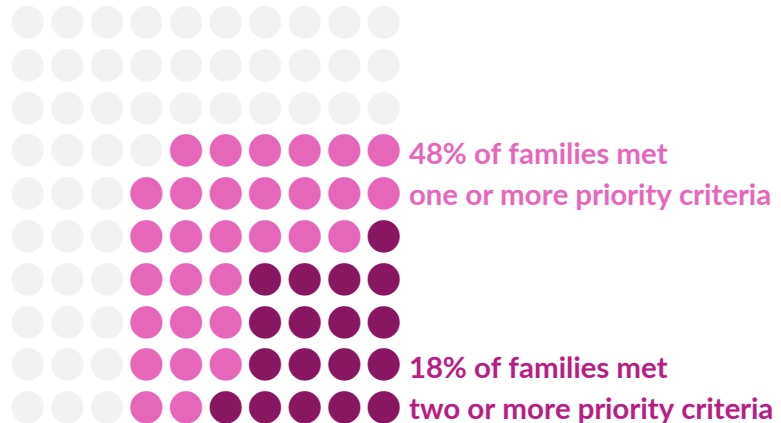
636,200
families

could benefit from home visiting

Many home visiting services are geared toward particular subpopulations. The NHVRC estimated the percentage of families who could benefit in Pennsylvania who met the following priority criteria:



Of the 636,200 families who could benefit—



NHVRC State Profiles present data provided by evidence-based models, which include both MIECHV and non-MIECHV data. This State Profile includes participant data from the following evidence-based models: ABC, EHS, HFA, NFP, PAT, and SafeCare Augmented. • Missing and unknown data were not included in calculations. • Percentages may not add to 100 due to rounding. • Public insurance includes Medicaid, CHIP, and TRICARE. • Low income is defined as family income below the federal poverty threshold. • Single mothers include single, never married mothers or pregnant women. • ABC reported children served, families served, total home visits, and virtual home visits only. • EHS data may be underreported. Data include EHS programs that provided home-based services only. EHS did not report home visits. Data for child insurance status were not included. • HFA data for private insurance includes other forms of health insurance. • PAT data for child insurance status and primary language were not included. • SafeCare Augmented reported primary language, ethnicity, race, and families served only. The number of families served was included as a proxy for children served.

The NHVRC is a partnership of James Bell Associates and the Urban Institute. Support is provided by the Heising-Simons Foundation and previously was also provided by the Robert Wood Johnson Foundation. The views expressed here do not necessarily reflect the views of the foundations. For a detailed methodology, see the *2023 Home Visiting Yearbook*.



National Home Visiting
Resource Center
www.nhvrc.org