

Ohio

Families Served Through Evidence-Based Home Visiting in 2022

Models implemented in Ohio included Attachment and Biobehavioral Catch-Up, Early Head Start Home-Based Option, Healthy Families America, Home Instruction for Parents of Preschool Youngsters, Nurse-Family Partnership, and Parents as Teachers. Statewide, 127 local agencies operated at least one of these models.



107,028

home visits provided
including 29,256 virtual visits



9,508

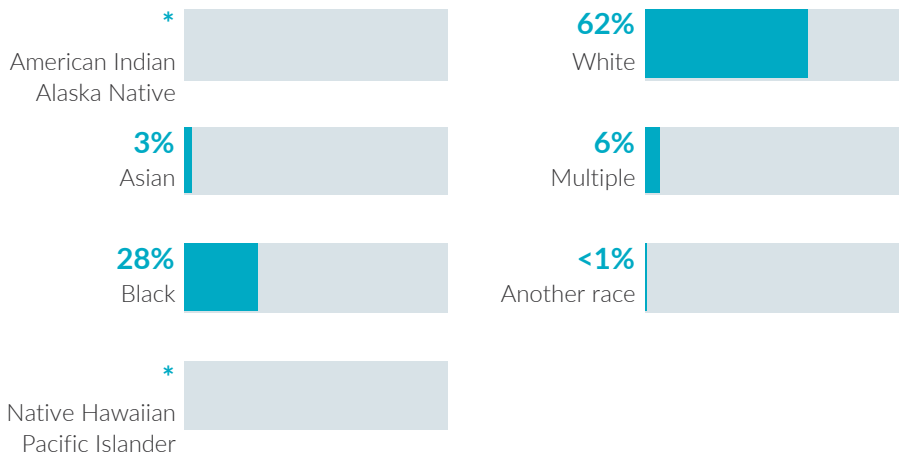
families served



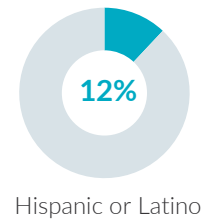
14,071

children served

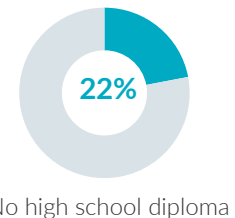
Race



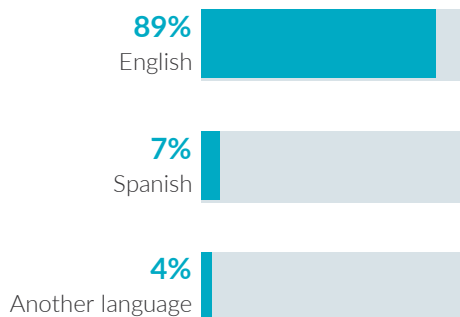
Ethnicity



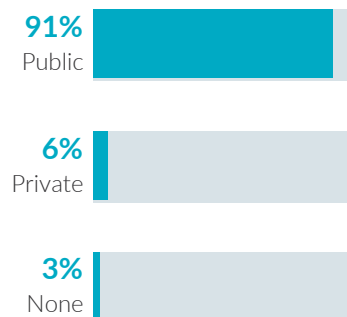
Caregiver education



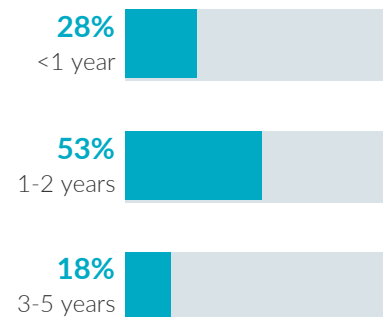
Primary language



Child insurance status



Child age



Ohio

Potential Beneficiaries in 2022

In Ohio, there were 625,500 pregnant women and families with children under 6 years old not yet in kindergarten who could benefit from home visiting. These families included 807,500 children.

807,500
children

could benefit from home visiting

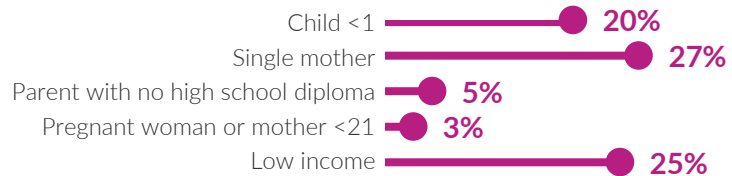
Of the 807,500 children who could benefit—

| Infants <1 year | Toddlers 1-2 years | Preschoolers 3-5 years |
|------------------------------|------------------------------|------------------------------|
| 133,200 16% | 271,200 34% | 403,100 50% |

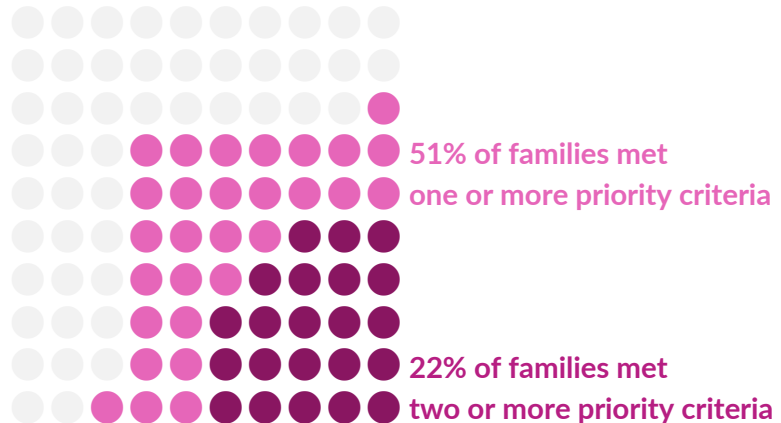
625,500
families

could benefit from home visiting

Many home visiting services are geared toward particular subpopulations. The NHVRC estimated the percentage of families who could benefit in Ohio who met the following priority criteria:



Of the 625,500 families who could benefit—



NHVRC State Profiles present data provided by evidence-based models, which include both MIECHV and non-MIECHV data. This State Profile includes participant data from the following evidence-based models: EHS, HFA, HIPPY, and PAT. • Missing and unknown data were not included in calculations. • Percentages may not add to 100 due to rounding. • To protect confidentiality, race and ethnicity categories with 10 or fewer participants were replaced with *. • Public insurance includes Medicaid, CHIP, and TRICARE. • Low income is defined as family income below the federal poverty threshold. • Single mothers include single, never married mothers or pregnant women. • EHS data may be underreported. Data include EHS programs that provided home-based services only. EHS did not report home visits. Data for child insurance status were not included. • HFA data for private insurance includes other forms of health insurance. • PAT data for child insurance status and primary language were not included.

The NHVRC is a partnership of James Bell Associates and the Urban Institute. Support is provided by the Heising-Simons Foundation and previously was also provided by the Robert Wood Johnson Foundation. The views expressed here do not necessarily reflect the views of the foundations. For a detailed methodology, see the *2023 Home Visiting Yearbook*.



National Home Visiting
Resource Center
www.nhvrc.org