

Florida

Families Served Through Evidence-Based Home Visiting in 2022

Models implemented in Florida included Child First, Early Head Start Home-Based Option, Family Check-Up, Healthy Families America, Home Instruction for Parents of Preschool Youngsters, Nurse-Family Partnership, Parents as Teachers, and Play and Learning Strategies. Statewide, 97 local agencies operated at least one of these models.



224,707

home visits provided
including 112,287 virtual visits



16,824

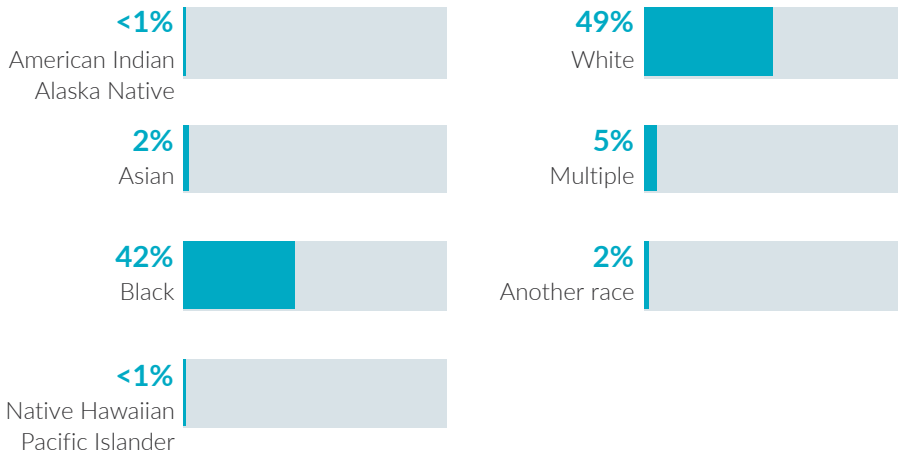
families served



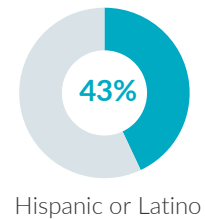
25,569

children served

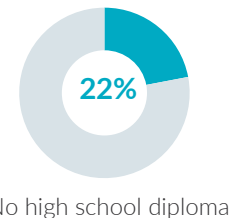
Race



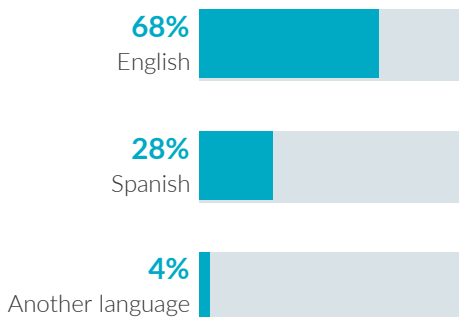
Ethnicity



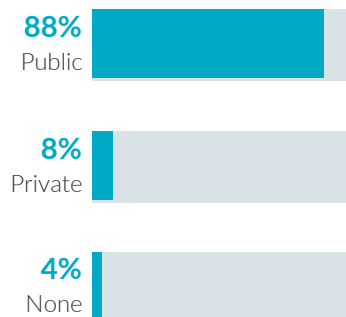
Caregiver education



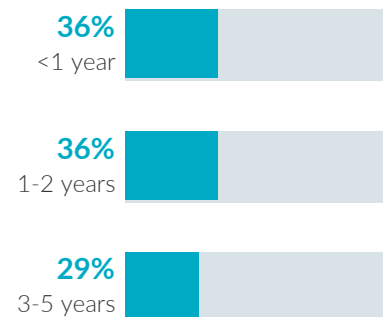
Primary language



Child insurance status



Child age



Florida

Potential Beneficiaries in 2022

In Florida, there were 975,300 pregnant women and families with children under 6 years old not yet in kindergarten who could benefit from home visiting. These families included 1,295,000 children.

1,295,000
children

could benefit from home visiting

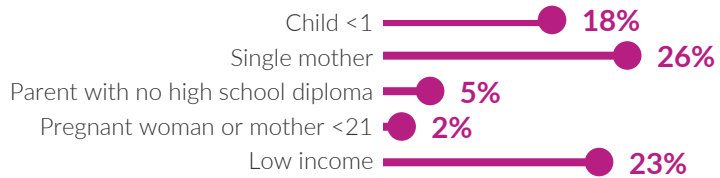
Of the 1,295,000 children who could benefit—

Infants <1 year	Toddlers 1-2 years	Preschoolers 3-5 years
204,000 16%	447,000 35%	644,000 50%

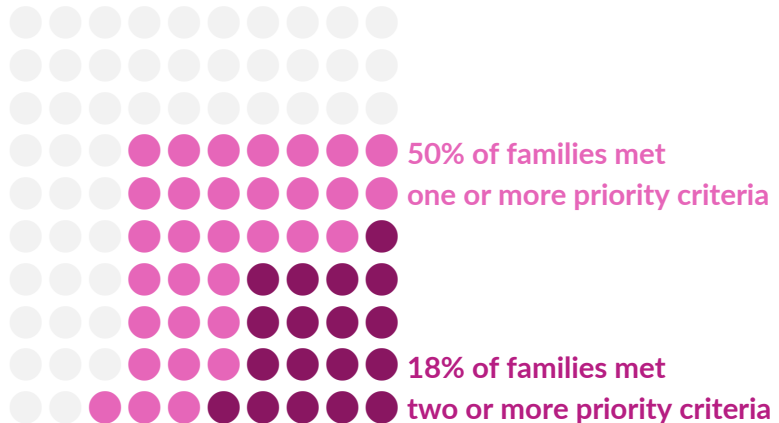
975,300
families

could benefit from home visiting

Many home visiting services are geared toward particular subpopulations. The NHVRC estimated the percentage of families who could benefit in Florida who met the following priority criteria:



Of the 975,300 families who could benefit—



NHVRC State Profiles present data provided by evidence-based models, which include both MIECHV and non-MIECHV data. This State Profile includes participant data from the following evidence-based models: Child First, EHS, HFA, HIPPIY, NFP, PAT, and PALS. • Missing and unknown data were not included in calculations. • Percentages may not add to 100 due to rounding. • Public insurance includes Medicaid, CHIP, and TRICARE. • Low income is defined as family income below the federal poverty threshold. • Single mothers include single, never married mothers or pregnant women. • EHS data may be underreported. Data include EHS programs that provided home-based services only. EHS did not report home visits. Data for child insurance status were not included. • HFA data for private insurance includes other forms of health insurance. • PAT data for child insurance status and primary language were not included. • PALS reported children served, families served, total home visits, and virtual home visits only. Data are reported for the PALS infant curriculum.

The NHVRC is a partnership of James Bell Associates and the Urban Institute. Support is provided by the Heising-Simons Foundation and previously was also provided by the Robert Wood Johnson Foundation. The views expressed here do not necessarily reflect the views of the foundations. For a detailed methodology, see the *2023 Home Visiting Yearbook*.



National Home Visiting
Resource Center
www.nhvrc.org