

Delaware

Families Served Through Evidence-Based Home Visiting in 2022

Models implemented in Delaware included Attachment and Biobehavioral Catch-Up, Early Head Start Home-Based Option, Healthy Families America, Nurse-Family Partnership, Parents as Teachers, and Promoting First Relationships. Statewide, 10 local agencies operated at least one of these models.



13,767

home visits provided
including 7,012 virtual visits



1,413

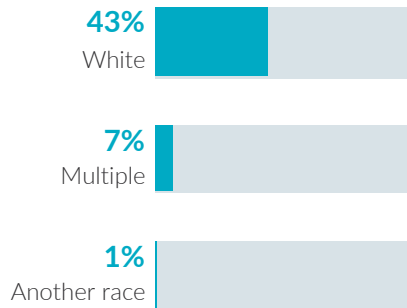
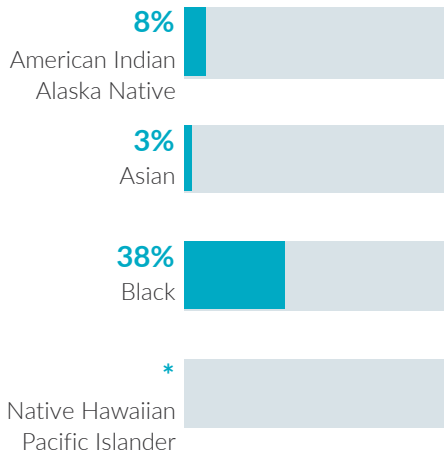
families served



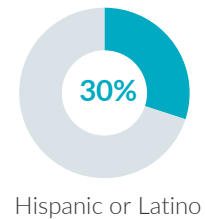
1,363

children served

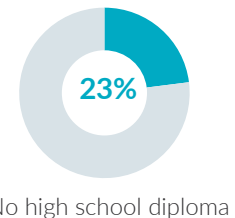
Race



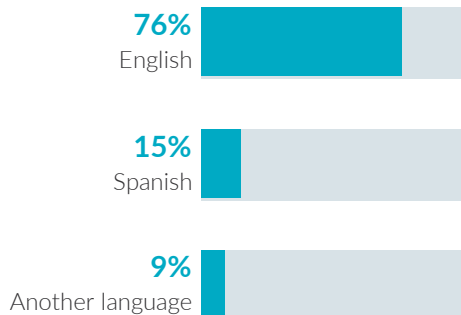
Ethnicity



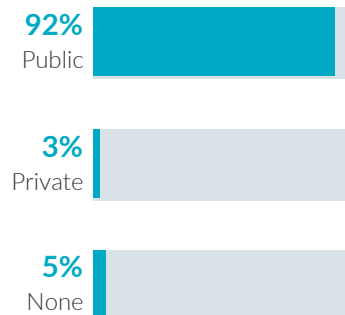
Caregiver education



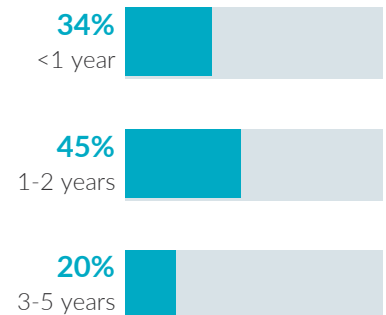
Primary language



Child insurance status



Child age



Delaware

Potential Beneficiaries in 2022

In Delaware, there were 45,700 pregnant women and families with children under 6 years old not yet in kindergarten who could benefit from home visiting. These families included 62,900 children.

62,900
children

could benefit from home visiting

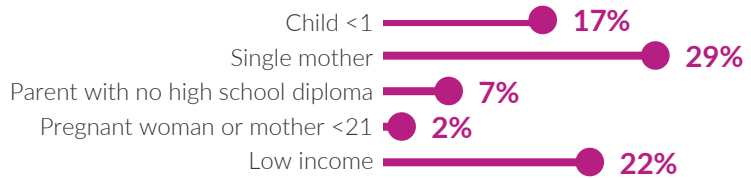
Of the 62,900 children who could benefit—

Infants <1 year	Toddlers 1-2 years	Preschoolers 3-5 years
8,900 14%	21,300 34%	32,700 52%

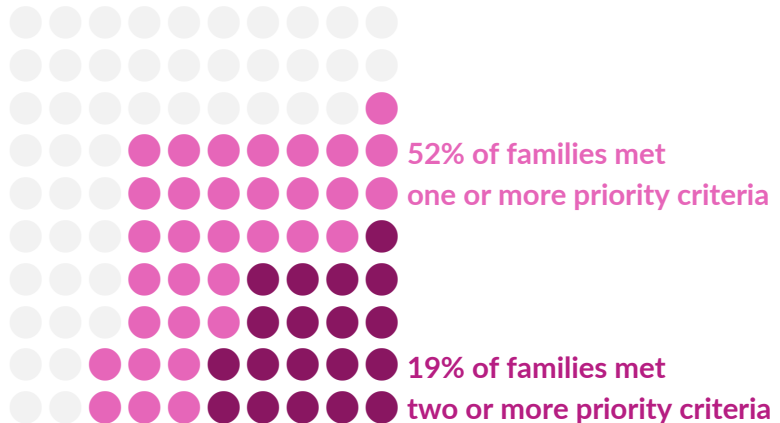
45,700
families

could benefit from home visiting

Many home visiting services are geared toward particular subpopulations. The NHVRC estimated the percentage of families who could benefit in Delaware who met the following priority criteria:



Of the 45,700 families who could benefit—



NHVRC State Profiles present data provided by evidence-based models, which include both MIECHV and non-MIECHV data. This State Profile includes participant data from the following evidence-based models: ABC, EHS, HFA, NFP, PAT, and PFR. • Missing and unknown data were not included in calculations. • Percentages may not add to 100 due to rounding. • To protect confidentiality, race and ethnicity categories with 10 or fewer participants were replaced with *. • Public insurance includes Medicaid, CHIP, and TRICARE. • Low income is defined as family income below the federal poverty threshold. • Single mothers include single, never married mothers or pregnant women. • ABC reported children served, families served, total home visits, and virtual home visits only. • EHS data may be underreported. Data include EHS programs that provided home-based services only. EHS did not report home visits. Data for child insurance status were not included. • HFA data for private insurance includes other forms of health insurance. • PAT data for child insurance status and primary language were not included. • PFR reported children served, families served, total home visits, and virtual home visits only.

The NHVRC is a partnership of James Bell Associates and the Urban Institute. Support is provided by the Heising-Simons Foundation and previously was also provided by the Robert Wood Johnson Foundation. The views expressed here do not necessarily reflect the views of the foundations. For a detailed methodology, see the *2023 Home Visiting Yearbook*.



National Home Visiting
Resource Center
www.nhvrc.org