

District of Columbia

Families Served Through Evidence-Based Home Visiting in 2022

Models implemented in the District of Columbia included Attachment and Biobehavioral Catch-Up, Early Head Start Home-Based Option, Healthy Families America, Home Instruction for Parents of Preschool Youngsters, and Parents as Teachers. Districtwide, 11 local agencies operated at least one of these models.



7,212

home visits provided
including 3,022 virtual visits



496

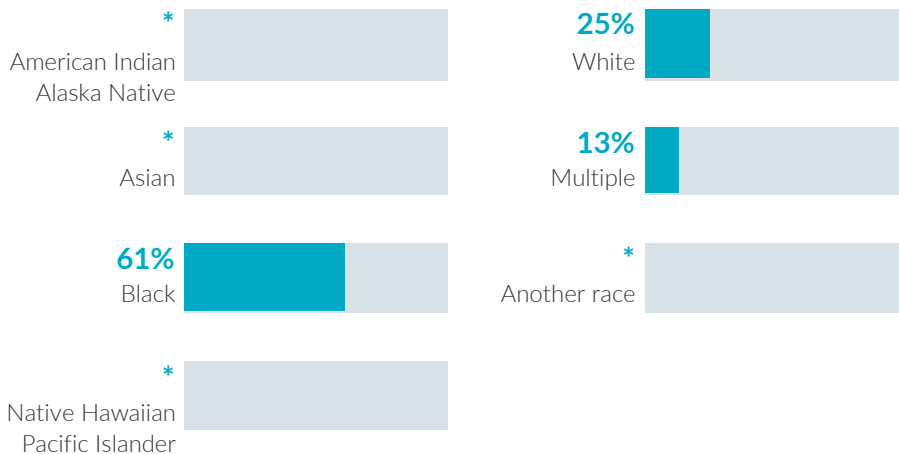
families served



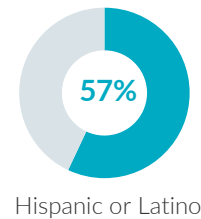
512

children served

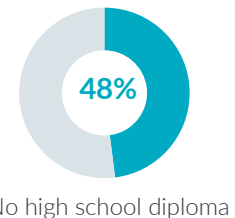
Race



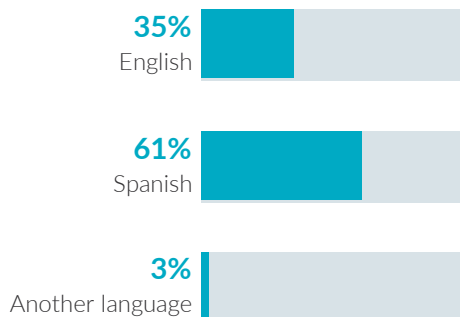
Ethnicity



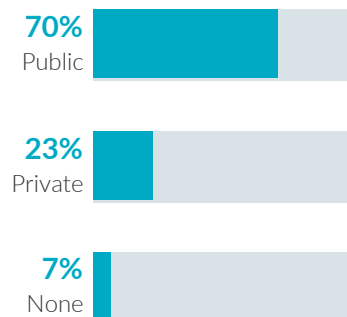
Caregiver education



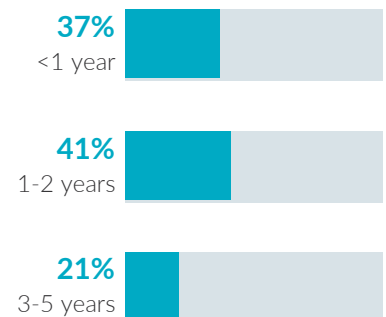
Primary language



Child insurance status



Child age



District of Columbia

Potential Beneficiaries in 2022

In the District of Columbia, there were 32,000 pregnant women and families with children under 6 years old not yet in kindergarten who could benefit from home visiting. These families included 47,700 children.

47,700
children

could benefit from home visiting

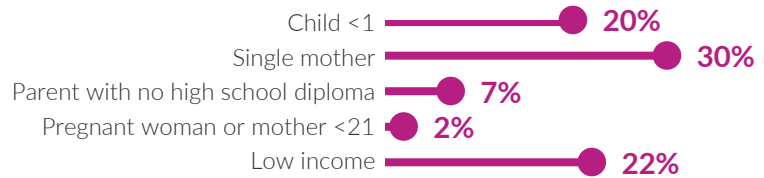
Of the 47,700 children who could benefit—

Infants <1 year	Toddlers 1-2 years	Preschoolers 3-5 years
8,100 17%	16,800 35%	22,800 48%

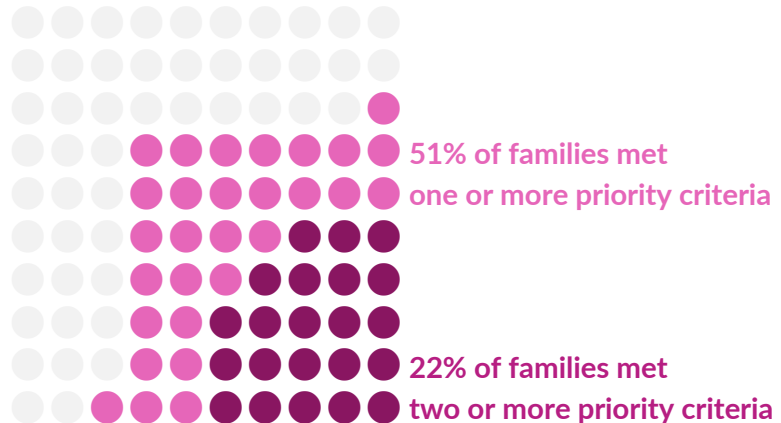
32,000
families

could benefit from home visiting

Many home visiting services are geared toward particular subpopulations. The NHVRC estimated the percentage of families who could benefit in the District of Columbia who met the following priority criteria:



Of the 32,000 families who could benefit—



NHVRC State Profiles present data provided by evidence-based models, which include both MIECHV and non-MIECHV data. This State Profile includes participant data from the following evidence-based models: ABC, HFA, HIPPY, NFP, and PAT. • Missing and unknown data were not included in calculations. • Percentages may not add to 100 due to rounding. • To protect confidentiality, race and ethnicity categories with 10 or fewer participants were replaced with *. • Public insurance includes Medicaid, CHIP, and TRICARE. • Low income is defined as family income below the federal poverty threshold. • Single mothers include single, never married mothers or pregnant women. • ABC reported children served, families served, total home visits, and virtual home visits only. • HFA data for private insurance includes other forms of health insurance. • PAT data for child insurance status and primary language were not included.

The NHVRC is a partnership of James Bell Associates and the Urban Institute. Support is provided by the Heising-Simons Foundation and previously was also provided by the Robert Wood Johnson Foundation. The views expressed here do not necessarily reflect the views of the foundations. For a detailed methodology, see the *2023 Home Visiting Yearbook*.



National Home Visiting
Resource Center
www.nhvrc.org