

California

Families Served Through Evidence-Based Home Visiting in 2022

Models implemented in California included Attachment and Biobehavioral Catch-Up, Early Head Start Home-Based Option, Family Check-Up, Family Connects, Family Spirit, Healthy Families America, Home Instruction for Parents of Preschool Youngsters, Nurse-Family Partnership, and Parents as Teachers. Statewide, 230 local agencies operated at least one of these models.



144,134

home visits provided
including 86,398 virtual visits



14,831

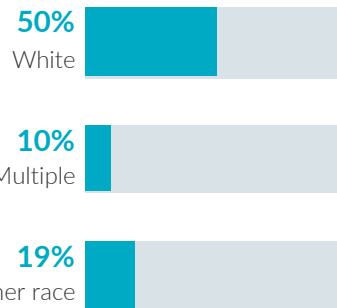
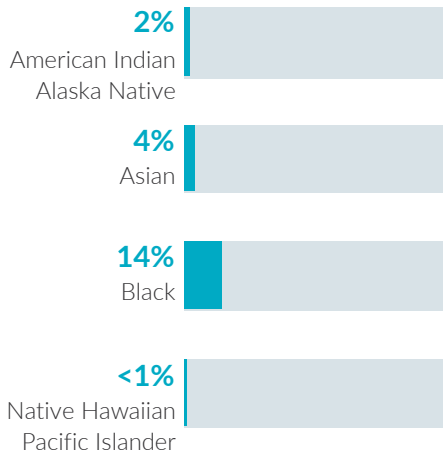
families served



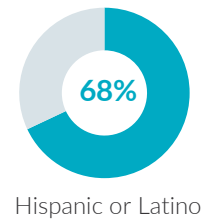
15,408

children served

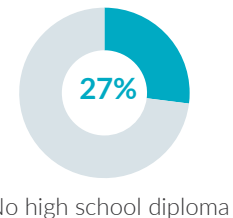
Race



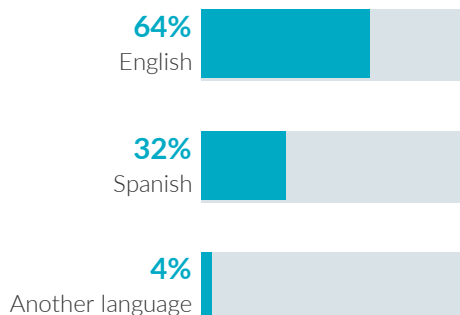
Ethnicity



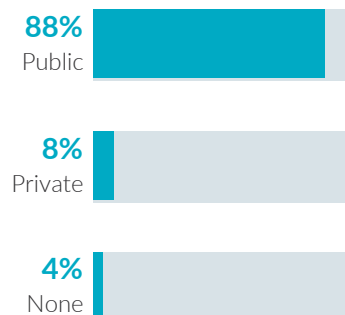
Caregiver education



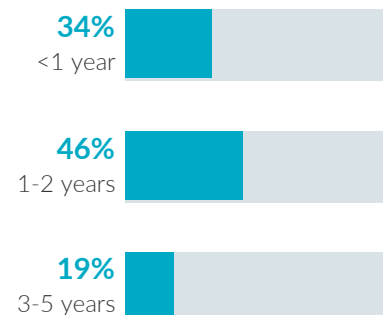
Primary language



Child insurance status



Child age



California

Potential Beneficiaries in 2022

In California, there were 2,044,400 pregnant women and families with children under 6 years old not yet in kindergarten who could benefit from home visiting. These families included 2,722,900 children.

2,722,900
children

could benefit from home visiting


Of the 2,722,900 children who could benefit—

Infants <1 year	Toddlers 1-2 years	Preschoolers 3-5 years
407,200 15%	941,100 35%	1,374,600 50%

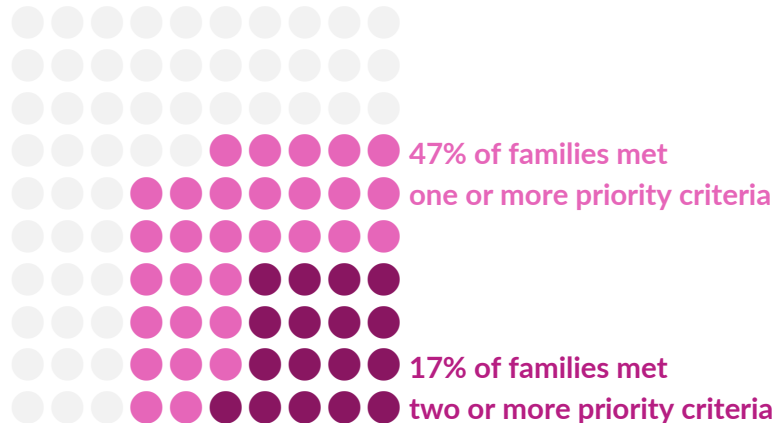
2,044,400
families

could benefit from home visiting

Many home visiting services are geared toward particular subpopulations. The NHVRC estimated the percentage of families who could benefit in California who met the following priority criteria:



Of the 2,044,400 families who could benefit—



NHVRC State Profiles present data provided by evidence-based models, which include both MIECHV and non-MIECHV data. This State Profile includes participant data from the following evidence-based models: ABC, EHS, Family Connects, Family Spirit, HFA, HIPPIY, NFP, and PAT. • Missing and unknown data were not included in calculations. • Percentages may not add to 100 due to rounding. • Public insurance includes Medicaid, CHIP, and TRICARE. • Low income is defined as family income below the federal poverty threshold. • Single mothers include single, never married mothers or pregnant women. • ABC reported children served, families served, total home visits, and virtual home visits only. • EHS data may be underreported. Data include EHS programs that provided home-based services only. EHS did not report home visits. Data for child insurance status were not included. • Family Spirit reported children served, families served, total home visits, and virtual home visits only. • HFA data for private insurance includes other forms of health insurance. • PAT data for child insurance status and primary language were not included.

The NHVRC is a partnership of James Bell Associates and the Urban Institute. Support is provided by the Heising-Simons Foundation and previously was also provided by the Robert Wood Johnson Foundation. The views expressed here do not necessarily reflect the views of the foundations. For a detailed methodology, see the *2023 Home Visiting Yearbook*.



National Home Visiting
Resource Center
www.nhvrc.org