

Arizona

Families Served Through Evidence-Based Home Visiting in 2022

Models implemented in Arizona included Early Head Start Home-Based Option, Family Spirit, Healthy Families America, Nurse-Family Partnership, and Parents as Teachers. Statewide, 78 local agencies operated at least one of these models.



82,854

home visits provided
including 21,251 virtual visits



6,559

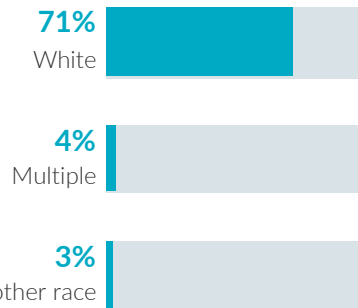
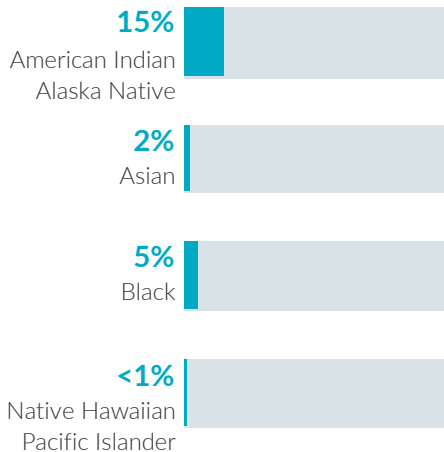
families served



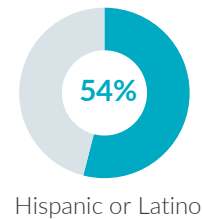
7,778

children served

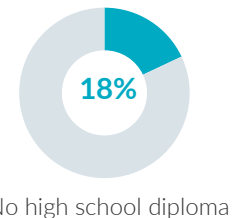
Race



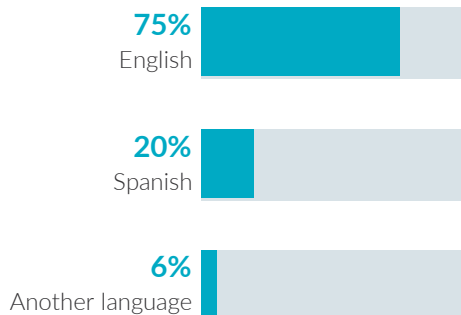
Ethnicity



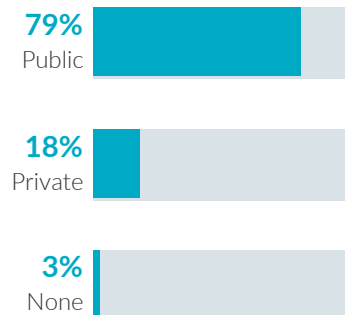
Caregiver education



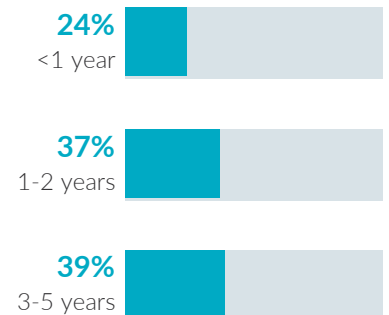
Primary language



Child insurance status



Child age



Arizona

Potential Beneficiaries in 2022

In Arizona, there were 386,500 pregnant women and families with children under 6 years old not yet in kindergarten who could benefit from home visiting. These families included 480,900 children.

480,900
children

could benefit from home visiting

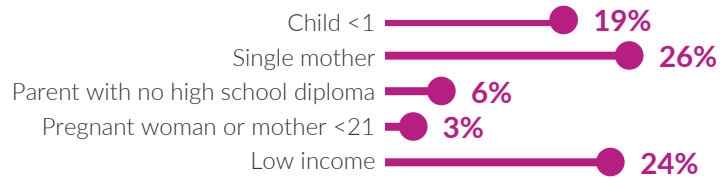
Of the 480,900 children who could benefit—

Infants <1 year	Toddlers 1-2 years	Preschoolers 3-5 years
72,900 15%	163,000 34%	244,900 51%

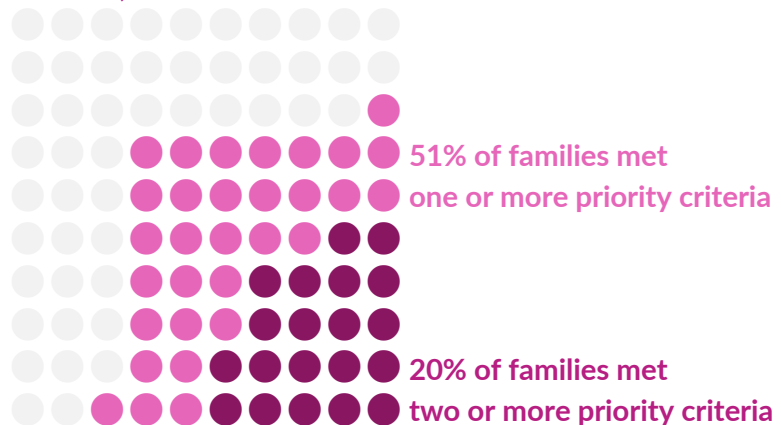
386,500
families

could benefit from home visiting

Many home visiting services are geared toward particular subpopulations. The NHVRC estimated the percentage of families who could benefit in Arizona who met the following priority criteria:



Of the 386,500 families who could benefit—



NHVRC State Profiles present data provided by evidence-based models, which include both MIECHV and non-MIECHV data. This State Profile includes participant data from the following evidence-based models: Family Spirit, HFA, and PAT. • Missing and unknown data were not included in calculations. • Percentages may not add to 100 due to rounding. • Public insurance includes Medicaid, CHIP, and TRICARE. • Low income is defined as family income below the federal poverty threshold. • Single mothers include single, never married mothers or pregnant women. • Family Spirit reported children served, families served, total home visits, and virtual home visits only. • HFA data for private insurance includes other forms of health insurance. • PAT data for child insurance status and primary language were not included.

The NHVRC is a partnership of James Bell Associates and the Urban Institute. Support is provided by the Heising-Simons Foundation and previously was also provided by the Robert Wood Johnson Foundation. The views expressed here do not necessarily reflect the views of the foundations. For a detailed methodology, see the *2023 Home Visiting Yearbook*.



National Home Visiting
Resource Center
www.nhvrc.org