

Washington

Families Served Through Evidence-Based Home Visiting in 2021

Models implemented in Washington included Early Head Start Home-Based Option, Family Connects, Family Spirit, Nurse-Family Partnership, and Parents as Teachers. Statewide, 72 local agencies operated at least one of these models.



50,148

home visits provided
including 38,144 virtual visits



5,369

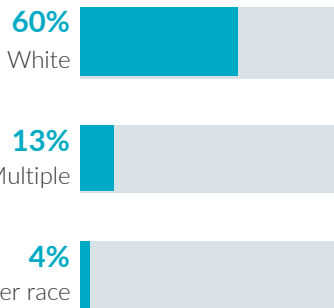
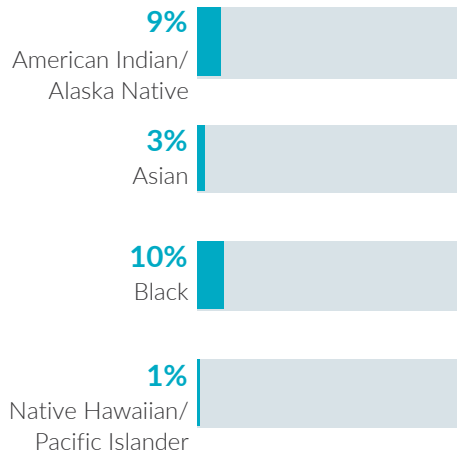
families served



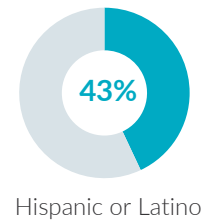
5,394

children served

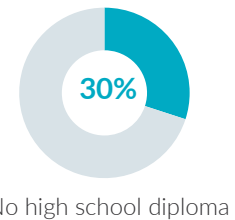
Race



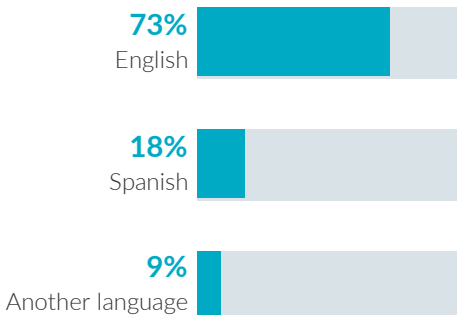
Ethnicity



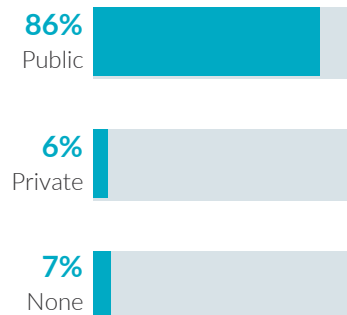
Caregiver education



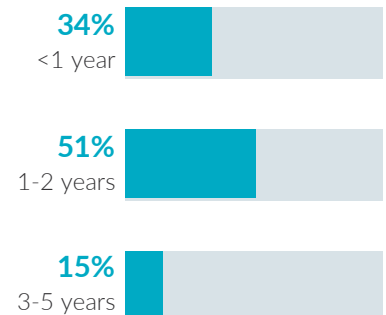
Primary language



Child insurance status



Child age



Washington

Potential Beneficiaries in 2021

In Washington, there were 431,800 pregnant women and families with children under 6 years old not yet in kindergarten who could benefit from home visiting. These families included 532,600 children.

532,600
children

could benefit from
home visiting

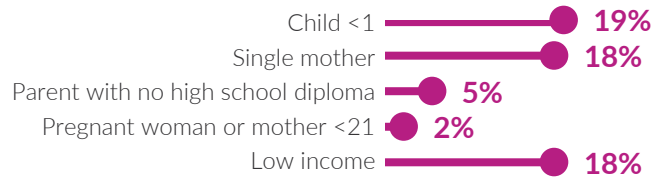
Of the 532,600 children who could benefit—

Infants <1 year	Toddlers 1-2 years	Preschoolers 3-5 years
82,800 16%	178,200 33%	271,600 51%

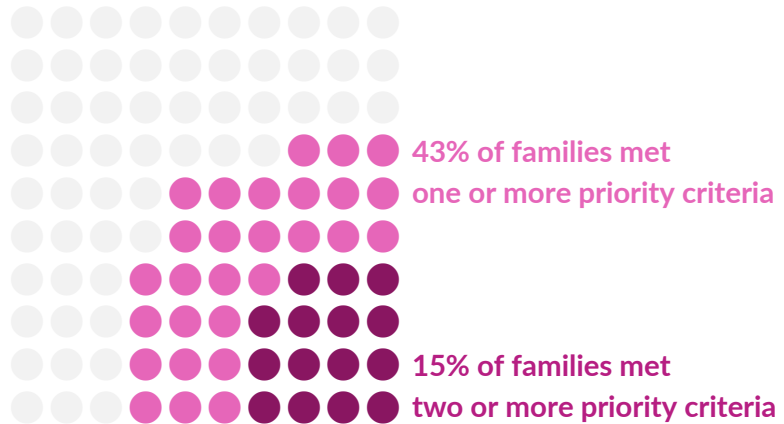
431,800
families

could benefit from
home visiting

Many home visiting services are geared toward particular subpopulations. The NHVRC estimated the percentage of families who could benefit in Washington who met the following priority criteria:



Of the 431,800 families who could benefit—



NHVRC State Profiles present data provided by evidence-based models, which include both MIECHV and non-MIECHV data. This State Profile includes participant data from the following evidence-based models: EHS, Family Connects, Family Spirit, NFP, and PAT. • Missing and unknown data were not included in calculations. • Percentages may not add to 100 due to rounding. • Public insurance includes Medicaid, CHIP, and TRICARE. • Low income is defined as family income below the federal poverty threshold. • Single mothers include single, never married mothers or pregnant women. • EHS data may be underreported. Data include EHS programs that provided home-based services only. EHS race and ethnicity data include children and pregnant caregivers. EHS did not report home visits. Data for child insurance status were not included. • Family Connects did not report children served. The number of families served was included as a proxy for children served. • Family Spirit reported children served, families served, total home visits, and virtual home visits only. • NFP reported primary language of caregivers. • PAT data for child insurance status and primary language were not included.

The NHVRC is a partnership of James Bell Associates and the Urban Institute. Support is provided by the Heising-Simons Foundation and previously was also provided by the Robert Wood Johnson Foundation. The views expressed here do not necessarily reflect the views of the foundations. For a detailed methodology, see the *2022 Home Visiting Yearbook*.



National Home Visiting
Resource Center
www.nhvrc.org